

INDEPENDENT AUDITORS' REPORT

TO THE MEMBERS OF ENERGY- MISSION MACHINERIES (INDIA) PRIVATE LIMITED.

Report on the Financial Statements

Opinion

We have audited the accompanying financial statements of "Energy- Mission Machineries (India) Pvt Ltd.", which comprise the Balance sheet as at 31st March 2019, and the statement of Profit and Loss, statement of changes in equity and statement of cash flows for the year then ended, and notes to the financial statements, including a summary of significant accounting policies and other explanatory information.


In our opinion and to the best of our information and according to the explanations given to us, the aforesaid accompanying financial statements give the information required by the Act in the manner so required and give a true and fair view in conformity with the accounting principles generally accepted in India, of the state of affairs of the Company as at March 31, 2019, and profit/loss, (changes in equity) and its cash flows for the year ended on that date.

Basis for Opinion

We conducted our audit in accordance with the Standards on Auditing (SAs) specified under section 143(10) of the Companies Act, 2013. Our responsibilities under those Standards are further described in the Auditor's Responsibilities for the Audit of the Financial Statements section of our report. We are independent of the Company in accordance with the Code of Ethics issued by the Institute of Chartered Accountants of India together with the ethical requirements that are relevant to our audit of the financial statements under the provisions of the Companies Act, 2013 and the Rules thereunder, and we have fulfilled our other ethical responsibilities in accordance with these requirements and the Code of Ethics. We believe that the audit evidence we have obtained is sufficient and appropriate to provide a basis for our opinion.

Responsibility of Management for Financial Statements

The Company's Board of Directors is responsible for the matters stated in section 134(5) of the Companies Act, 2013 ("the Act") with respect to the preparation of these accompanying financial statements that give a true and fair view of the financial position, financial performance, changes in equity and cash flows of the Company in accordance with the accounting principles generally accepted in India, including the accounting Standards



specified under section 133 of the Act. This responsibility also includes maintenance of adequate accounting records in accordance with the provisions of the Act for safeguarding of the assets of the Company and for preventing and detecting frauds and other irregularities; selection and application of appropriate accounting policies; making judgments and estimates that are reasonable and prudent; and design, implementation and maintenance of adequate internal financial controls, that were operating effectively for ensuring the accuracy and completeness of the accounting records, relevant to the preparation and presentation of the financial statement that give a true and fair view and are free from material misstatement, whether due to fraud or error.

In preparing the financial statements, management is responsible for assessing the Company's ability to continue as a going concern, disclosing, as applicable, matters related to going concern and using the going concern basis of accounting unless management either intends to liquidate the Company or to cease operations, or has no realistic alternative but to do so.

Those Board of Directors are also responsible for overseeing the company's financial reporting process.


Auditor's Responsibility for the Audit of the Financial Statements

Our responsibility is to express an opinion on these financial statements based on our audit.

We have taken into account the provisions of the Act, the accounting and auditing standards and matters which are required to be included in the audit report under the provisions of the Act and the Rules made thereunder.

An audit involves performing procedures to obtain audit evidence about the amounts and disclosures in the financial statements. The procedures selected depend on the auditor's judgment, including the assessment of the risks of material misstatement of the financial statements, whether due to fraud or error. In making those risk assessments, the auditor considers internal financial control relevant to the Company's preparation of the financial statements that give true and fair view in order to design audit procedures that are appropriate in the circumstances. An audit also includes evaluating the appropriateness of accounting policies used and the reasonableness of the accounting estimates made by Company's Directors, as well as evaluating the overall presentation of the financial statements.

We believe that the audit evidence we have obtained is sufficient and appropriate to provide a basis for our audit opinion on the financial statements.



Report on Other Legal and Regulatory Requirements

As required by the Companies (Auditor's Report) Order, 2016 ("the Order"), issued by the Central Government of India in terms of sub-section (11) of section 143 of the Companies Act, 2013, we give in the Annexure a statement on the matters specified in paragraphs 3 and 4 of the Order, to the extent applicable.

As required by Section 143(3) of the Act, we report that:

We have sought and obtained all the information and explanations which to the best of our knowledge and belief were necessary for the purposes of our audit.

- 1) In our opinion, proper books of account as required by law have been kept by the Company so far as it appears from our examination of those books
- 2) The Balance Sheet, the Statement of Profit and Loss, and the Cash Flow Statement dealt with by this Report are in agreement with the books of account
- 3) In our opinion, the aforesaid standalone financial statements comply with the Accounting Standards specified under Section 133 of the Act, read with Rule 7 of the Companies (Accounts) Rules, 2014.
- 4) On the basis of the written representations received from the directors as on 31st March, 20XX taken on record by the Board of Directors, none of the directors is disqualified as on 31st March, 20XX from being appointed as a director in terms of Section 164 (2) of the Act.

FOR KMK & ASSOCIATES LLP
Chartered Accountants
FRN NO. : 128692W/W100290


CA Dhruvin D. Kothari
Partner
Membership No. 128100



Place: Ahmedabad
Date: 10th August, 2019

Annexure to Auditor's Report

Referred to in paragraph 1 under the heading 'Report on Other Legal & Regulatory Requirement' of our report of the financial statements of **Energy- Mission Machinerics (India) Private Limited** for the year ended March 31, 2019:

1) (a) The Company has maintained proper records showing full particulars, including quantitative details and situation of fixed assets;

(b) The Fixed Assets have been physically verified by the management in a phased manner, designed to cover all the items over a period of three years, which in our opinion, is reasonable having regard to the size of the company and nature of its business. Pursuant to the program, a portion of the fixed asset has been physically verified by the management during the year and no material discrepancies between the books records and the physical fixed assets have been noticed.

(c) The title deeds of immovable properties are held in the name of the company.

2) (a) The management has conducted the physical verification of inventory at reasonable intervals.

b) The discrepancies noticed on physical verification of the inventory as compared to books records which has been properly dealt with in the books of account were not material.

3) The Company has granted unsecured Loan to its Sister. The provisions of clause 3 (iii) (a) to (C) of the Order are being Complied & Followed.: NA

4) In our opinion and according to the information and explanations given to us, the company has complied with the provisions of section 185 and 186 of the Companies Act, 2013 In respect of loans, investments, guarantees, and security.

5) The Company has not accepted any deposits from the public and hence the directives issued by the Reserve Bank of India and the provisions of Sections 73 to 76 or any other relevant provisions of the Act and the Companies (Acceptance of Deposit) Rules, 2015 with regard to the deposits accepted from the public are not applicable.

6) As informed to us, the maintenance of Cost Records has not been specified by the Central Government under sub-section (1) of Section 148 of the Act, in respect of the activities carried on by the company.

7) (a) According to information and explanations given to us and on the basis of our examination of the books of account, and records, the Company has been generally regular in depositing undisputed statutory dues including Provident Fund, Employees State Insurance, Income-Tax, Sales tax, Service Tax, Duty of Customs, Duty of Excise, Value added Tax, Goods & Service Tax, Cess and any other statutory dues with the appropriate authorities. According to the information and explanations given to us, no undisputed amounts payable in respect of the above were in arrears as at March 31, 2019 for a period of more than six months from the date on when they become payable.

b) According to the information and explanation given to us, there are no dues of income tax, sales tax, service tax, duty of customs, duty of excise, value added tax, Goods & Service Tax outstanding on account of any dispute.



8) In our opinion and according to the information and explanations given to us, the Company has not defaulted in the repayment of dues to banks. The Company has not taken any loan either from financial institutions or from the government and has not issued any debentures.

9) Based upon the audit procedures performed and the information and explanations given by the management, the company has not raised moneys by way of initial public offer or further public offer including debt instruments and term Loans. Accordingly, the provisions of clause 3 (ix) of the Order are not applicable to the Company and hence not commented upon.

10) Based upon the audit procedures performed and the information and explanations given by the management, we report that no fraud by the Company or on the company by its officers or employees has been noticed or reported during the year.

11) Based upon the audit procedures performed and the information and explanations given by the management, the managerial remuneration has been paid or provided in accordance with the requisite approvals mandated by the provisions of section 197 read with Schedule V to the Companies Act;

12) In our opinion, the Company is not a Nidhi Company. Therefore, the provisions of clause 4 (xii) of the Order are not applicable to the Company.

13) In our opinion, all transactions with the related parties are in compliance with section 177 and 188 of Companies Act, 2013 and the details have been disclosed in the Financial Statements as required by the applicable accounting standards.

14) Based upon the audit procedures performed and the information and explanations given by the management, the company has not made any preferential allotment or private placement of shares or fully or partly convertible debentures during the year under review. Accordingly, the provisions of clause 3 (xiv) of the Order are not applicable to the Company and hence not commented upon.

15) Based upon the audit procedures performed and the information and explanations given by the management, the company has not entered into any non-cash transactions with directors or persons connected with him. Accordingly, the provisions of clause 3 (xv) of the Order are not applicable to the Company and hence not commented upon.

16) In our opinion, the company is not required to be registered under section 45 IA of the Reserve Bank of India Act, 1934 and accordingly, the provisions of clause 3 (xvi) of the Order are not applicable to the Company and hence not commented upon.

For,
KMK & Associates LLP
Chartered Accountants
FRN: 128692W/W100290

CA Dhruvin Kothari
Partner
Membership No. 128100



Place: Ahmedabad
Date: 10th August, 2019

ENERGY MISSION MACHINERIES (INDIA) PVT LTD
87/1 OPP. PUSHPAK INDUSTRIES ESTATE, PHASE-I, GIDC, VATVA,
AHMEDABAD, GUJARAT – 382445
CIN: U29100GJ2011PTC063696

Balance Sheet As On 31st March, 2019

	Particulars	Note No.	As at 31st March, 2019	As at 31st March, 2018
A	EQUITY AND LIABILITIES			
1	Shareholders' funds			
	(a) Share capital	1	2,78,15,000	1,75,00,000
	(b) Reserves and surplus	2	8,23,20,864	4,25,46,942
	(c) Money received against share warrants			
2	Share Application money pending allotment		-	-
3	Non-current liabilities			
	(a) Long-Term Borrowings	3	8,66,81,273	1,28,73,235
	(b) Deferred Tax Liabilities (net)	4	2,25,079	(3,92,086)
	(c) Other Long-term liabilities	5	7,83,41,223	6,32,37,376
	(d) Long term Provisions		-	-
4	Current liabilities			
	(a) Short Term Borrowings	6	5,09,87,757	5,05,59,918
	(b) Trade payables	7	12,40,97,782	12,96,98,004
	(c) Other current liabilities	8	3,00,98,914	2,09,31,730
	(d) Short-term provisions	9	65,72,122	59,50,844
	TOTAL LIABILITIES		48,71,40,015	34,29,05,963
B	ASSETS			
1	Non-current assets			
	(a) Fixed assets			
	(i) Tangible assets	10	21,36,04,269	11,73,74,431
	(ii) Intangible Assets	11	16,07,041	6,56,552
	(iii) Capital Work-in-progress		-	-
	(iv) Intangible assets under development		-	-
	(b) Non-current investments		-	-
	(c) Deferred Tax Asset		-	-
	(d) Long-term Loans and Advances	12	23,71,043	23,76,817
	(e) Other Non-Current Assets		-	-
2	Current assets			
	(a) Current Investments		-	-
	(b) Inventories	13	18,42,80,989	15,28,31,429
	(c) Trade receivables	14	3,09,47,760	3,25,18,039
	(d) Cash and cash equivalents	15	1,36,10,377	63,56,682
	(e) Short-term loans and advances	16	3,98,65,094	3,04,90,876
	(f) Other Current Assets	17	8,53,442	3,01,137
	TOTAL ASSETS		48,71,40,015	34,29,05,963

See accompanying notes forming part of the financial statements
In terms of our report attached.

For KMK & Associates LLP
Chartered Accountants
FRN: 128692W/W100290



CA Dhruvin D. Kothari
Partner
Mem No.: 128100

Place: Ahmedabad
Date: 10th August, 2019

Page 1

FOR AND ON BEHALF OF BOARD OF DIRECTORS
ENERGY-MISSION MACHINERIES (INDIA) PVT LTD

Satish K. Parmar
Director
DIN: 03297705

Dinesh S. Chaudhary
Director
DIN: 03297711

ENERGY MISSION MACHINERIES (INDIA) PVT LTD
87/1 OPP. PUSHPAK INDUSTRIES ESTATE, PHASE-I, GIDC, VATVA,
AHMEDABAD, GUJARAT – 382445
CIN: U29100GJ2011PTC063696

Statement of Profit & Loss for the year ended 31st March 2019

	Particulars	Note No.	For the year ended	For the year ended
			31st March, 2019	31st March, 2018
			Rs.	Rs.
A	CONTINUING OPERATIONS			
1	Revenue from operations	18	50,40,23,634	38,38,26,659
2	Other Income	19	1,27,34,826	56,52,348
3	Total Revenue (1+2)		51,67,58,460	38,94,79,007
4	Expenses			
	(a) Cost of materials consumed	20	41,89,22,817	35,41,86,479
	(b) Purchases of stock-in-trade		-	-
	(c) Changes in inventories of finished goods & WIP	21	(2,53,50,078)	(7,34,96,187)
	(d) Employee benefits expenses	22	3,18,19,933	3,20,31,045
	(e) Finance costs	23	1,18,51,598	73,54,729
	(f) Depreciation and amortisation expenses	10 & 11	1,06,09,403	73,53,413
	(g) Administrative expenses	24	4,32,84,633	4,28,78,492
	(h) Other Expense	25	19,48,996	12,71,036
	Total Expenses		49,30,87,303	37,15,79,008
5	Profit / (Loss) before exceptional and extra-ordinary items and tax (3 - 4)		2,36,71,158	1,78,99,999
6	Exceptional Items		-	-
7	Profit Before extra-ordinary items and Tax (5-6)		2,36,71,158	1,78,99,999
8	Extraordinary items		-	-
9	Profit Before Tax (7-8)		2,36,71,158	1,78,99,999
10	Tax Expense:			
	(a) Current tax expense		59,68,151	54,06,602
	(b) Deferred tax liability		6,17,165	(4,75,153)
	(c) Deferred tax asset			
11	Profit / (Loss) from continuing operations (9-10)		1,70,85,842	1,29,68,549
12	Profit/(loss) from discontinuing operation		-	-
13	Tax Expense of discontinuing operations		-	-
14	Profit/(loss) from discontinuing operations after tax		-	-
15	Profit/(Loss) for the period (11+14)		1,70,85,842	1,29,68,549
	Earning per equity share:			
	(1) Basic		614	741
	(2) Diluted	26	614	741

See accompanying notes forming part of the financial statements
In terms of our report attached.

For KMK & Associates LLP
Chartered Accountants
FRN: 128692W/W100290




CA Dhruvin D. Kothari
Partner
Mem No.: 128100

Place: Ahmedabad
Date: 10th August, 2019

Page 1

FOR AND ON BEHALF OF BOARD OF DIRECTORS
ENERGY-MISSION MACHINERIES (INDIA) PVT LTD


Satish K. Parmar
Director
DIN: 03297705


Dinesh S. Chaudhary
Director
DIN: 03297711

Note 1 SHARE CAPITAL

Particulars	As at 31st March, 2019		As at 31st March, 2018	
	Number of shares	Rs.	Number of shares	Rs.
(a) Authorised				
Equity shares of Rs.1000/- each with voting rights	40000	4,00,00,000	40000	4,00,00,000
(b) Issued				
Equity shares of Rs.1000/- each with voting rights	27815	2,78,15,000	17500	1,75,00,000
(c) Subscribed & paid up				
Equity shares of Rs.1000 each with voting rights	27815	2,78,15,000	17500	1,75,00,000
TOTAL	27815	2,78,15,000	17500	1,75,00,000

List of Shareholders holding more than 5% share capital

Name of Shareholders	No. of Shares	%	Value as at 31st March 2019	Value as at 31st March 2018
Satish K. Parmar	5563	20%	55,63,000	35,00,000
Dinesh S. Chaudhary	5563	20%	55,63,000	35,00,000
Ashok R. Panchal	5563	20%	55,63,000	35,00,000
Anjay S. Khankar	5563	20%	55,63,000	35,00,000
Snehal N. Mehta	5563	20%	55,63,000	35,00,000
TOTAL	27815	100%	2,78,15,000	1,75,00,000

Chaudhary



Note 2 RESERVES AND SURPLUS


Particulars	As at 31st March, 2019	As at 31st March, 2018
	Rs.	Rs.
(A) CAPITAL RESERVE	-	-
(B) CAPITAL REDEMPTION RESERVE	-	-
(C) SECURITY PREMIUM RESERVE	2,26,93,000	-
(D) DEBENTURE REDEMPTION RESERVE	-	-
(E) REVALUATION RESERVE	-	-
(F) SHARE OPTIONS OUTSTANDING ACCOUNT	-	-
(G) OTHER RESERVES - PROFIT & LOSS ACCOUNT		
Opening Balance	4,25,46,942	3,01,81,062
Add: Current Year's Profit	1,70,85,842	1,29,68,549
Less: Short Provisioning for Income Tax	(4,920)	(6,02,670)
(H) SURPLUS/(DEFICIT)	-	-
TOTAL	8,23,20,864	4,25,46,942

Note 3 LONG TERM BORROWINGS

Particulars	As at 31st March, 2019	As at 31st March, 2018
	Rs.	Rs.
(A) BONDS/DEBENTURES		
<i>Secured</i>	-	-
<i>Unsecured</i>	-	-
(B) TERM LOANS		
(a) From Bank		
<i>Secured (refer note A)</i>	8,49,01,033	1,06,96,569
(b) From others		
<i>Unsecured</i>		
From Directors/ share holders/ Related parties:		
Ashok R. Panchal	1,49,523	10,98,672
Dinesh S. Chaudhary	4,25,257	4,43,601
Sanjay S. Khankar	6,84,019	89,406
Satish K. Parmar	2,39,010	4,54,813
Snehal N. Mehta	2,82,431	90,175
(C) DEPOSITS	-	-
(D) LONG TERM MATURITIES OF FINANCE LEASE OBLIGATIONS	-	-
(E) OTHER LOANS AND ADVANCES	-	-
TOTAL	1,28,73,235	1,28,73,235

M. K. & A. SOUDHARY

[Signature]
Page 1



Note 4 DEFERRED TAX LIABILITY (NET)

Particulars	As at 31st March, 2019	As at 31st March, 2018
	Rs.	Rs.
Op. Bal	(3,92,086)	83,067
Add: Current year	6,17,165	(4,75,153)
TOTAL	2,25,079	(3,92,086)

Note 5 OTHER LONG TERM LIABILITIES

Particulars	As at 31st March, 2019	As at 31st March, 2018
	Rs.	Rs.
(a) Trade payables:		
Creditor For Goods (Due for more than six months) (Note D)	3,05,56,352	11,71,084
Creditor For Expense (Due for more than six months) (Note F)	13,70,448	1,98,667
(b) Others:		
Advance received from customers (Note B)	4,64,14,423	6,18,67,625
TOTAL	7,83,41,223	6,32,37,376

Note 6 SHORT TERM BORROWINGS

Particulars	As at 31st March, 2019	As at 31st March, 2018
	Rs.	Rs.
(a) Loans Repayable on demand		
(A) From Bank		
<i>Secured</i>		
Working Capital Loan from Punjab National Bank	5,09,87,757	5,05,59,918
TOTAL	5,09,87,757	5,05,59,918

Note 7 TRADE PAYABLES

Particulars	As at 31st March, 2019	As at 31st March, 2018
	Rs.	Rs.
Trade payables:		
Creditor For Goods (Due for less than six months) (Note C)	11,30,84,445	11,48,95,863
Creditor For Expense (Due for less than six months) (Note E)	1,10,13,337	1,48,02,141
TOTAL	12,40,97,782	12,96,98,004

(Signature)

(Signature)



Note 8 OTHER CURRENT LIABILITIES

Particulars	As at 31st March,	As at 31st March,
	2019	2018
	Rs.	Rs.
(a) Current Maturities of Long term debt (NOTE S)	2,20,24,417	1,34,02,373
(b) Other payables (specify nature)		
Statutory dues (NOTE G)	11,40,699	42,00,451
VAT Payable 13-14	21,10,660	2,08,795
Unpaid Salary (NOTE H) :		
Directors Salaries	5,99,000	4,49,000
Others Unpaid salary	40,09,830	26,71,111
Patel Siddharth N Unit-5 Rent	1,35,900	-
Primetech Industries Unit-4 Rent	78,408	-
TOTAL	3,00,98,914	2,09,31,730

Note 9 SHORT TERM PROVISIONS

Particulars	As at 31st March,	As at 31st March,
	2019	2018
	Rs.	Rs.
(a) Provision for employee benefit	-	-
(b) Others (specify nature)		
Provision for Audit Fees	1,00,000	1,00,000
Provision for Other expenses	1,88,629	1,99,650
Provision for CST	-	(8,237)
Provision for Income Tax A.Y.18-19	-	54,06,602
Provision for Income Tax A.Y.19-20	59,68,151	0
Provision for ESIC Employer Contribution	1,41,688	91,880
Provision for PF Employer Contribution	1,73,714	1,60,948
TOTAL	65,72,122	59,50,844

Chandrasekhar

[Signature]



Schedule-II STATEMENT OF FIXED ASSETS, AS ON 31 MARCH, 2019

PARTICULARS	G R O S S B L O C K				D E P R E C I A T I O N				N E T B L O C K		
	RATE OF DEPRECIATION	AS ON 01-04-2018	ADDITIONS	DATE OF ADDITION	SALE DURING THE YEAR	DATE OF SALE	AS ON 31-03-2019	UP TO 01-04-2018	FOR THE YEAR	AS ON 31-03-2019	AS ON 31-03-2019
Land	0%	5,65,81,227					5,65,81,227			5,65,81,227	5,65,81,227
	0%		7,23,582	7 June 2018		31 March 2019	7,23,582			7,23,582	7,23,582
	0%		7,23,582	18 September 2018		31 March 2019	7,23,582			7,23,582	7,23,582
	0%		7,23,582	31 December 2018		31 March 2019	7,23,582			7,23,582	7,23,582
	0%		7,23,582	31 March 2019		31 March 2019	7,23,582			7,23,582	7,23,582
Plant & machinery	18.10%	1,03,74,628					1,03,74,628	53,94,240	9,01,450	62,95,690	40,79,938
	18.10%	1,40,08,001					1,40,08,001	31,14,173	19,71,783	50,55,956	89,22,045
	18.10%	1,67,38,740					1,67,38,740	-	10,04,370	1,57,34,370	1,57,34,370
	18.10%		1,36,425	1 December 2018		31 March 2019	1,36,425		20,972	20,972	1,15,453
	18.10%		60,00,000	25 May 2018		31 March 2019	60,00,000		3,60,015	3,60,015	56,39,984
	18.10%		2,59,700	1 December 2018		31 March 2019	2,59,700		16,183	16,183	2,43,517
	18.10%		549,000.00	15 December 2018		31 March 2019	549,000.00		2,91,301	2,91,301	2,59,699
	18.10%		711,000.00	21 January 2019		31 March 2019	711,000.00		2,46,805	2,46,805	464,195
	18.10%		32,000.00	5 April 2018		31 March 2019	32,000.00		5,728	5,728	26,272
	18.10%		14,500.00	18 April 2018		31 March 2019	14,500.00		2,502	2,502	11,998
	18.10%		5,000.00	17 December 2018		31 March 2019	5,000.00		250	250	4,750
	18.10%		91,000	7 March 2019		31 March 2019	91,000		1,128	1,128	89,872
	18.10%		59,000	1 December 2018		31 March 2019	59,000		3,540	3,540	55,460
	18.10%		12,500	1 March 2019		31 March 2019	12,500		152	152	12,348
	18.10%		8,515	25 March 2019		31 March 2019	8,515		30	30	8,485
	18.10%		27,375	31 March 2019		31 March 2019	27,375		14	14	27,361
	18.10%		3,56,114	31 March 2019		31 March 2019	3,56,114		177	177	3,55,937
	18.10%		1,28,400	1 December 2018		31 March 2019	1,28,400		7,704	7,704	1,20,696
	18.10%		1,46,436	1 December 2018		31 March 2019	1,46,436		8,787	8,787	1,37,649
	18.10%		2,32,006	1 December 2018		31 March 2019	2,32,006		13,921	13,921	2,18,085
	18.10%		1,29,400	1 December 2018		31 March 2019	1,29,400		7,784	7,784	1,21,616
	18.10%		1,05,000	1 December 2018		31 March 2019	1,05,000		6,800	6,800	98,200
	18.10%		66,000	1 December 2018		31 March 2019	66,000		3,960	3,960	62,040
Vehicles	31.23%	45,83,925					45,83,925	35,90,051	3,41,617	39,34,668	7,52,257
	31.23%	1,07,38,637					1,07,38,637	39,34,385	21,09,333	66,93,733	40,44,899
	31.23%		43,89,968	14 December 2018		31 March 2019	43,89,968		4,06,586	4,06,586	39,83,382
	31.23%		7,17,472	30 June 2018		31 March 2019	7,17,472		2,63,327	2,63,327	4,54,145
	31.23%						3,59,355	11,17,384	1,27,527	12,44,911	4,37,283
Office Equipments	45.07%	21,34,000					21,34,000	15,22,863	2,75,444	17,56,297	3,38,703
	45.07%		16,490	1 July 2018		31 March 2019	16,490		579	579	15,911
Furniture and fixtures	25.89%	9,86,187					9,86,187	6,95,568	75,241	2,70,898	7,18,378
	25.89%	5,33,582					5,33,582	1,03,888	2,43,924	2,89,957	3,89,625
	25.89%		43,002	31 October 2018		31 March 2019	43,002		4,333	4,333	38,669
	25.89%		26,668	3 November 2018		31 March 2019	26,668		2,838	2,838	23,830
	25.89%		26,668	5 January 2019		31 March 2019	26,668		1,627	1,627	25,041
	25.89%		7,650	9 April 2018		31 March 2019	7,650		1,937	1,937	5,713
	25.89%		27,000	28 April 2018		31 March 2019	27,000		6,473	6,473	20,527
	25.89%		17,228	13 December 2018		31 March 2019	17,228		1,332	1,332	15,896
	25.89%		2,832	13 February 2018		31 March 2019	2,832		94	94	2,738
Computers	63.16%	10,85,557					10,85,557	10,85,557			
	63.16%	13,23,157					13,23,157	5,70,682	2,98,475	12,52,682	7,00,000
	63.16%		1,52,000	6 June 2018		31 March 2019	1,52,000		70,783	70,783	71,217
	63.16%		4,600	2 August 2018		31 March 2019	4,600		1,926	1,926	2,674
	63.16%		14,573	29 May 2018		31 March 2019	14,573		3,242	3,242	11,331



Chaudhary
Rc


Factory Buildings	4.87%	55,33,093	1 December 2018				55,33,093	15,89,654	1,92,045	17,81,699	39,43,439
	4.87%	2,00,000	1 December 2018				2,00,000	34,878	8,041	42,919	1,57,081
	4.87%	1,38,56,107	1 December 2018				1,38,56,107		2,23,698	2,230	1,36,32,409
	4.87%		1 December 2018						2,230	2,230	1,35,879
	4.87%	1,38,109	1 December 2018				1,38,109		2,316	2,316	1,41,168
	4.87%	1,43,484	1 December 2018				1,43,484		2,263	2,263	1,37,926
	4.87%	1,40,189	1 December 2018				1,40,189		2,335	2,335	1,42,308
	4.87%	1,44,643	1 December 2018				1,44,643		2,165	2,165	1,31,911
	4.87%	1,34,076	1 December 2018				1,34,076		4,927	4,927	1,58,278
	4.87%	1,60,875	1 December 2018				1,60,875		8,565	8,565	3,00,246
	4.87%	3,05,173	1 December 2018				3,05,173		64,629	64,629	5,21,957
	4.87%	40,03,167	1 December 2018				40,03,167		2,100	2,100	39,38,538
	4.87%	1,30,063	1 December 2018				1,30,063		80,772	80,772	1,27,963
	4.87%	50,05,082	1 December 2018				50,05,082		32,266	32,266	49,22,310
	4.87%	19,98,610	1 December 2018				19,98,610		19,571	19,571	19,66,344
	4.87%	12,12,271	1 December 2018				12,12,271		20,309	20,309	11,92,700
	4.87%	12,57,944	1 December 2018				12,57,944		15,548	15,548	12,37,635
	4.87%	9,63,066	1 December 2018				9,63,066		19,940	19,940	9,47,518
	4.87%	12,35,108	1 December 2018				12,35,108		12,038	12,038	12,15,168
	4.87%	7,45,631	1 December 2018				7,45,631		16,013	16,013	7,33,593
	4.87%	9,91,859	1 December 2018				9,91,859		20,100	20,100	9,75,846
	4.87%	12,45,036	1 December 2018				12,45,036		19,652	19,652	12,24,936
	4.87%	59,04,515	1 December 2018				59,04,515		95,325	95,325	11,97,584
	4.87%	17,52,383	1 December 2018				17,52,383		28,291	28,291	58,09,190
	4.87%	3,31,614	1 December 2018				3,31,614		5,354	5,354	17,24,092
	4.87%	18,11,955	1 December 2018				18,11,955		29,253	29,253	3,26,260
	4.87%	1,28,079	1 December 2018				1,28,079		2,068	2,068	17,82,702
	4.87%	32,764	1 December 2018				32,764		529	529	1,26,011
	4.87%	43,686	1 December 2018				43,686		705	705	32,235
	4.87%	15,33,964	1 December 2018				15,33,964		24,765	24,765	32,235
	4.87%	62,550	1 December 2018				62,550		1,010	1,010	42,981
	4.87%	1,46,447	1 December 2018				1,46,447		2,364	2,364	15,09,199
	4.87%	6,45,354	1 December 2018				6,45,354		10,419	10,419	61,540
	4.87%	1,20,20,896	1 December 2018				1,20,20,896		1,94,070	1,94,070	1,44,083
	4.87%	32,764	1 December 2018				32,764		529	529	6,34,935
	4.87%	54,607	1 December 2018				54,607		882	882	1,18,26,826
	4.87%	13,69,143	1 December 2018				13,69,143		22,104	22,104	32,255
	4.87%	75,456	1 December 2018				75,456		1,218	1,218	53,725
	4.87%	60,563	1 December 2018				60,563		978	978	13,47,039
	4.87%	82,77,110	1 December 2018				82,77,110		1,33,629	1,33,629	74,238
	4.87%	21,68,390	1 December 2018				21,68,390		35,007	35,007	59,585
	4.87%	21,18,746	1 December 2018				21,18,746		34,206	34,206	81,43,481
	4.87%	22,63,702	1 December 2018				22,63,702		36,546	36,546	21,33,383
	4.87%	22,66,680	1 December 2018				22,66,680		36,594	36,594	20,84,540
	4.87%	3,03,812	1 December 2018				3,03,812		4,905	4,905	22,27,156
	4.87%	18,62,394	1 December 2018				18,62,394		30,057	30,057	22,30,088
	4.87%	1,26,939	22 March 2019				1,26,939		508	508	2,98,907
	4.87%	3,42,200	22 March 2019				3,42,200		457	457	18,32,327
	4.87%	85,210	26 March 2019				85,210		84	84	1,26,431
	4.87%	6,27,693	31 March 2019				6,27,693		68	68	3,41,743
	4.87%	35,000	14 February 2019				35,000		215	215	85,142
	4.87%	26,06,869	8 March 2019				26,06,869		112	112	6,27,609
	4.87%	28,32,000	5 March 2019				28,32,000		9,391	9,391	34,785
	4.87%	64,900	1 December 2018				64,900		45,721	45,721	34,888
	4.87%	40,120	23 March 2019				40,120		78	78	25,97,488
	4.87%	76,700	1 December 2018				76,700		648	648	27,84,511
	4.87%	3,000	26 February 2019				3,000		1,238	1,238	34,372
	4.87%								14	14	3,462



Chandhary

PARTICULARS	RATE OF DEPRECIATION	GROSS BLOCK		DEPRECIATION		NET BLOCK					
		AS ON 01-04-2018	ADDITIONS	DATE OF ADDITION	SALE DURING THE YEAR		UP TO 01-04-2018	FOR THE YEAR	AS ON 31-03-2019	AS ON 31-03-2019	AS ON 31-03-2019
	4.87%		121	1 December 2018		121			2	2	119
	4.87%		345	1 December 2018		345			6	6	339
	4.87%		232	1 December 2018		232			4	4	228
	4.87%		578	1 December 2018		578			9	9	569
	4.87%		448	1 December 2018		448			7	7	441
	4.87%		494	1 December 2018		494			8	8	486
	4.87%		570	1 December 2018		570			9	9	561
	4.87%		1,08,553	16 March 2019		1,08,553			232	232	1,08,321
	4.87%		70,110	18 March 2019		70,110			131	131	69,879
	4.87%		7,05,438	18 March 2019		7,05,438			1,318	1,318	7,04,120
	4.87%		1,974	26 March 2019		1,974			2	2	1,972
	4.87%		65,278	28 March 2019		65,278			35	35	65,243
	4.87%		1,180	1 December 2018		1,180			19	19	1,161
	4.87%		4,570	5 March 2019		4,570			15	15	4,555
	4.87%		31,595	16 January 2019		31,595			316	316	31,279
	4.87%		6,72,600	1 December 2018		6,72,600			10,259	10,259	6,62,341
	4.87%		5,19,200	1 December 2018		5,19,200			8,382	8,382	5,10,818
	4.87%		1,18,000	23 December 2018		1,18,000			1,480	1,480	1,16,520
TOTAL		14,01,80,818	10,71,17,613		3,59,555	24,72,38,875	2,31,06,388	1,05,28,219	3,56,34,607		11,73,74,430
NOTE - 11 : STATEMENT OF INTANGIBLE ASSETS AS ON 31.03.2019											
		GROSS BLOCK				DEPRECIATION					NET BLOCK
		AS ON 01-04-2018	ADDITIONS	DATE OF ADDITION	SALE DURING THE YEAR	UP TO 01-04-2018	FOR THE YEAR	AS ON 31-03-2019	AS ON 31-03-2019	AS ON 31-03-2019	AS ON 31-03-2019
(a) Goodwill											
(b) Brands /trademarks	5.00%	4,17,583		4,17,583		5,977		3,84,021	1,13,567		1,19,544
(c) Computer software	10.00%	5,91,392		5,91,392		52,013		1,23,282	4,68,110		5,20,133
	10.00%			28-Mar-19		744		744	6,77,758		21,52,11,308.23
	10.00%			31-Mar-19		1		1	4,247		4,247
	10.00%			20-Aug-18		22,449		22,449	3,43,351		3,43,351
TOTAL		10,08,970.00	10,48,548.00		20,57,518.00	81,184.32		4,50,477.32	16,07,040.68		6,58,552.00

Chandhary. S



Note 12 LONG TERM LOANS AND ADVANCES

Particulars	As at 31st March, 2019	As at 31st March, 2018
	Rs.	Rs.
(A) Capital Advances		
(a) Secured, considered good	-	-
(b) Unsecured considered good	-	-
(c) Doubtful	-	-
Security Deposit		
(a) Secured, considered good		
ACMEF	21,226	-
A.E.C Account	11,300	11,300
Electricity	45,000	45,000
EMP Hubli (Tender Deposit)	5,78,000	5,78,000
Fardalabad Rent	24,000	-
Gujarat Acetylene	2,500	2,500
Intex - 2018	-	75,000
Municipal Corporation of Greater Mumbai	-	1,000
NSIC	25,000	-
Patel Siddharth N Unit 5	5,00,000	5,00,000
Prime Tech Industries (Unit 4)	1,50,000	1,50,000
S.K.Parmar (Shed)	4,50,000	4,50,000
Sanjay Khankar (shed)	50,000	50,000
Surya Oxygen	5,000	5,000
Tamilnadu Khadi & Village Industries Board	1,74,190	1,74,190
TATA Teleservices Ltd	850	850
Tender Deposit	1,79,410	1,79,410
Torrent Power Limited	1,17,367	1,17,367
Water Connection - GIDC Sanand	37,200	37,200
(b) Unsecured considered good	-	-
(c) Doubtful	-	-
TOTAL	23,71,043	23,76,817

Note 13 INVENTORIES

Particulars	As at 31st March, 2019	As at 31st March, 2018
	Rs.	Rs.
(a) Raw materials	1,35,67,294	74,67,812
(b) Work-in-progress	12,10,82,978	7,32,95,897
(c) Finished goods	4,96,30,717	7,20,67,720
TOTAL	18,42,80,989	15,28,31,429



Handwritten signature and name: K. K. Kulkarni

Note 14 TRADE RECEIVABLES

Particulars	As at 31st March, 2019	As at 31st March, 2018
	Rs.	Rs.
(a) Secured, considered good		
for a period exceeding six months	-	-
for a period less than six months	-	-
(b) Unsecured, considered good		
outstanding for a period less than six months	1,33,77,166	1,79,96,204
(Note I)		
outstanding for a period exceeding six months	1,75,70,594	1,45,21,836
(Note J)		
(c) Doubtful		-
TOTAL	3,09,47,760	3,25,18,039

Note 15 CASH AND CASH EQUIVALENTS


Particulars	As at 31st March, 2019	As at 31st March, 2018
	Rs.	Rs.
(a) Balances with banks (NOTE K)	58,25,310	12,34,328
(b) Cheques, drafts on hand	-	-
(c) Cash on hand	11,65,064	6,98,511
(d) Others (specify nature)	-	-
(e) Margin Money (NOTE L)	66,20,003	44,23,844
TOTAL	1,36,10,377	63,56,682

Note 16 SHORT TERM LOANS AND ADVANCES

Particulars	As at 31st March, 2019	As at 31st March, 2018
	Rs.	Rs.
(A) Loans & Advances to related parties		
Interest Receivable	4,08,903	2,82,589
(B) Loans & advances		
Secured, considered good;	-	-
Advance to Suppliers (NOTE M)	1,83,49,755	1,68,49,933
Advance recoverable in cash or kind (NOTE N)	1,65,00,351	72,55,678
(C) Advance against property	-	-
(D) Balances with Government Authorities (Refer note O)	46,06,086	61,02,676
TOTAL	3,98,65,094	3,04,90,876

Note 17 OTHER CURRENT ASSETS

Particulars	As at 31st March, 2019	As at 31st March, 2018
	Rs.	Rs.
Prepaid Insurance	8,53,442	
TOTAL	8,53,442	8,01,137



Note 18 : REVENUE FROM OPERATION


Particulars	For the year ended 31 March, 2019	For the year ended 31 March, 2018
Gross revenue from operations		
Sale of products		
Domestic Sales	49,93,93,733	37,67,26,649
Export Sales	27,71,652	57,29,050
Sale of services	18,58,249	13,70,960
TOTAL	50,40,23,634	38,38,26,659

Note 19 : OTHER INCOME

Particulars	For the year ended 31 March, 2019	For the year ended 31 March, 2018
(A) Interest Income		
Interest on FDR	-	3,36,913
Bank Interest Income - BG	45,636	-
Other Interest Income	5,99,217	1,85,000
(B) Other non-operating income (net of expenses directly attributable to such income)		
Advance from Customer forfeited A/c	88,73,704	32,23,226
Discount on Purchase	-	66,346
Drawback on Custom/Excise	46,516	1,07,984
Foreign currency Gain A/c	(26,916)	(67,478)
Foreign currency Rate Difference	7,165	4,07,350
Instalation Charges on Machine	20,000	-
Insurance Income on Sale	14,39,031	9,88,532
Kasar Vata	-	(7,676)
Octroi Refund	8,000	-
Packagin charges on Sale Bill	4,93,148	1,94,799
Profit on Car	1,10,444	-
Sundry Creditors Written Off	8,95,881	(15,358)
Transportation on Sale	2,23,000	2,32,711
TOTAL	1,27,34,826	56,52,348

Note 20 : COST OF MATERIAL CONSUMED

Particulars	For the year ended 31 March, 2019	For the year ended 31 March, 2018
(a) Raw Materials and Stores and Spares		
Opening Stock	74,67,812	1,70,94,172
Add : Purchase (NOTE P)	36,14,69,504	28,76,07,199
Less : Closing stock	(1,35,67,294)	(74,67,812)
(b) Direct Expenses		
Custom Duty on imported Raw material & charges	46,61,228	41,64,636
Consumables For Workshop	3,12,458	-
Custom Social Welfare Surcharges @ 10%	-	26,556
Electricity Exps.	34,99,508	28,25,032
Factory Exps. (die exps & wooden)	6,044	1,89,948
Freight	26,16,312	20,79,510
Freight on Jobwork Charges	15,44,623	14,020
Insurance on Purchase	1,599	3,607
Job work charges	2,35,31,825	2,66,18,593
Labour Welfare Exps.	6,048	5,001



Handwritten signature

Loading- Unloading Exps.	33,291	47,405
Machinery Repair & Maintenance	28,49,230	34,12,737
Material Testing Exps.	2,10,127	2,42,169
Other charges related to purchase	3,00,378	3,03,779
Packing and Forwarding expense-Purchase	4,75,820	3,88,361
Tools & Accessories	11,385	93,773
VAT/ CST expenses on purchase (vat/cst written off)	-	3,71,311
Wages	2,34,59,290	1,40,24,851
Water Exps.	33,630	38,328
TOTAL	41,89,22,817	35,41,86,479

Note 21 : CHANGES IN INVENTORIES OF FINISHED GOODS & WIP

Particulars	For the year ended 31 March, 2019	For the year ended 31 March, 2018
Opening Stock of Finished Goods	7,20,67,720	3,03,39,458
Opening Stock of Work in progress	7,32,95,897	4,15,27,972
	14,53,63,617	7,18,67,430
LESS:		
Closing Stock of Finished Goods	4,96,30,717	7,20,67,720
Closing Stock of Work in progress	12,10,82,978	7,32,95,897
	17,07,13,695	14,53,63,617
TOTAL	(2,53,50,078)	(7,34,96,187)

Note 22 : EMPLOYEE BENEFITS EXPENSES


Particulars	For the year ended 31 March, 2019	For the year ended 31 March, 2018
(A)Wages and Salary	2,16,25,568	1,82,68,431
(B)Contribution to:		
i)Provident Fund	19,59,542	19,76,268
ii)ESIC	14,78,584	10,68,178
iii)Bonus	24,73,718	18,63,825
iv)Staff welfare expenses	42,82,521	88,54,343
TOTAL	3,18,19,933	3,20,31,045

Note 23 : FINANCE COST

Particulars	For the year ended 31 March, 2019	For the year ended 31 March, 2018
(a) INTEREST COST		
CC	46,68,715	37,86,758
Interest on Income Tax	3,57,323	4,33,239
Term Loan	36,98,984	6,85,812
Other Interest	14,69,694	10,47,888
(b) OTHER BORROWING COST		
Bank Charges	16,56,882	14,01,032
TOTAL	1,18,51,598	73,54,729

Shankar

SL




Note 24 : ADMINISTRATIVE EXPENSES

Particulars	For the year ended 31 March, 2019	For the year ended 31 March, 2018
Admin Charges on PF	1,62,674	-
Advertisement Exps	4,48,925	4,96,787
AMC Charges	1,43,749	72,500
Appliances and Electrical Maintenance Expense	5,94,300	8,33,443
Auditor's Remuneration : Statutory Audit	1,00,000	1,00,000
Bad debt written off	28,12,807	67,80,353
Commission Expenses	9,45,500	2,51,010
Computer and Printer Repairing Expense	2,67,349	1,55,775
Consultancy Exp	13,11,493	19,89,400
Director's Remuneration	1,12,50,000	60,00,000
Discount (Free of Cost)	7,87,672	6,55,338
Exhibition Expense	31,04,000	47,55,067
Export Charges	91,318	3,56,717
GIDC Exp	75,365	94,780
Insurance Expense (Note Q)	7,12,501	2,30,755
Insurance Expense for Directors	1,29,689	3,89,061
Interest on GST	-	7,231
Interest on Service Tax Expense	-	1,960
Interest on TDS expense	45,446	5,879
Legal & Professional Charges	42,968	86,250
Loading-Unloading (Sales)	2,30,500	1,37,010
Marketing Expense	4,02,450	9,41,985
Medical Expense	8,473	15,466
Municipal Taxes	2,41,735	84,687
NSIC Exp	90,270	-
Office Expenses	9,11,157	6,13,165
Penalty	4,953	1,35,000
Postage & Courier charges	3,54,353	3,18,914
Power & Fuel (petrol exps)	6,17,755	4,37,817
Printing & Stationery	2,68,028	4,58,216
Rent Expenses (including Factory Rent)	42,82,350	38,67,580
Repairing & Maintenance (building)	91,503	5,40,598
Repairing & Maintenance (vehicle)	6,53,760	3,44,414
Repairing & Maintenance (furniture)	73,242	3,71,898
ROC registration charges	-	1,25,313
Sales Tax Expenses	-	5,08,400
Service Tax Expense	-	86,479
Service Tax Expense Swacch Bharat	-	19,656
Service Tax Krishi Kalyan Cess	-	19,655
Service & Support Charges	4,133	-
GST written off	6,26,447	10,630
Telephone Exps.	5,82,423	7,30,261
Tools and Machinery Calibration charges	1,15,045	65,324
Transportation Charges	25,02,861	23,80,811
Travelling & Conveyance (Note R)	59,08,101	54,46,883
VAT Exp. 2011-12	-	12,76,175
VAT Exp. 2012-13	-	1,73,473
VAT Exp. 2013-14	8,92,747	-
VAT Exp. Written off	-	2,45,542
Vehicle Expense insurance	3,65,024	2,60,835
Unpaid Interest Sales Tax	7,88,101	-
Unpaid Penalty Sales Tax	2,20,427	-
Wooden Box Expense for Export	23,041	-
TOTAL	4,32,84,633	4,28,78,492

Page 3
@Shankar

Shankar



NOTE 25 : OTHER EXPENSES


Particulars	For the year ended 31 March, 2019	For the year ended 31 March, 2018
	-	
Donation		
Misc. Exps.	7,31,569	2,78,142
Round off / Kasar	1,15,235	92,756
Tender Exp	9,040	27,800
Security Charges	9,56,311	8,66,663
Membership fees	12,800	5,675
Water Expense	1,24,225	-
TOTAL	19,49,180	12,71,036

NOTE 26 : EARNING PER SHARE

Particulars	For the year ended 31 March, 2019	For the year ended 31 March, 2018
Profit for the year	1,70,85,842	1,29,68,549
Less: Preference share dividend (Including dividend tax)	-	-
Amount available for equity share holders	1,70,85,842	1,29,68,549
Numbers of equity shares/Weighted average number of shares	27,815	17,500
Earning per share Basic/Diluted	614	741

Chandhary

Sharma




Note A	Secured Term Loans from Banks	As at 31st March, 2019	As at 31st March, 2018
1	HDFC Bank (Loan for Toyota Fortuner - ARP)	-	13,22,198
2	Kotak Bank Ltd. (Mahindra XUV 500-R SKP)	-	4,36,799
3	Capital First (Dolphine)	14,62,759	17,48,228
4	Toyota Financial (Innova)	-	3,57,971
5	State Bank of India - 122	20,67,420	23,97,295
6	Term Loan from PNB	7,34,17,024	37,16,420
7	Loan from YES Bank -	2,20,811	7,17,658
8	Loan Car BMW - SSK	30,84,589	-
9	Loan HDB Financial Service (Bolero Max)	4,10,026	-
10	Kotak Mahindra Prime Ltd - Cf 16320987	11,04,758	-
11	Kotak Mahindra Prime Ltd - Cf 16322594	6,42,326	-
12	Kotak Mahindra Prime Ltd - Cf 16322604	1,74,643	-
13	Kotak Mahindra Prime Ltd - Cf 16322632	6,47,822	-
14	Kotak Mahindra Prime Ltd - Cf 16323790	3,38,461	-
15	Kotak Mahindra Prime Ltd - Cf 16324038	2,41,422	-
16	Kotak Mahindra Prime Ltd - Cf 16324316	1,50,948	-
17	Kotak Mahindra Prime Ltd - Cf 16324464	2,00,490	-
18	Kotak Mahindra Prime Ltd - Cf 16324610	2,00,490	-
19	Kotak Mahindra Prime Ltd - Cf 16324691	5,37,045	-
	TOTAL	8,49,01,033	1,06,96,569


Note B	Advance received from customers	As at 31st March, 2019	As at 31st March, 2018
1	A P ENGINEERS - ADV	7,80,000	-
2	A R INDUSTRIES - ADV	5,50,000	-
3	AARAV ENTERPRISES - ADV	3,09,520	-
4	Ace Technopack Llp-Adv	-	2,14,500
5	ADITHYA AUTOMOTIVE APPLICATION PVT LTD-ADV	14,40,000	-
6	Airson Elevator - Delhi Adv	-	8,46,762
7	AJENDRA KUMAR MISHRA-ESSWIN ELE.CONTROL-ADV	2,00,000	-
8	Akanksha Power-Adv	2,00,000	2,00,000
9	Akona Engg Pvt. Ltd.	-	1,00,000
10	Al Zainee Group	-	5,50,000
11	Alfa Omega Enterprise-Adv	-	2,40,324
12	ALI REFRIGERATION -ADV.	25,000	-
13	ALPHATECH STEELS - ADV	3,91,347	-
14	AMBA TECH ENGINEERING-ADV	4,00,000	-
15	Anil Engineering Works (Hyd)	-	1,00,000
16	Arcedges Building(India)Llp-Adv	1,714	3,248
17	Arjun Industries -Adv	-	5,08,475
18	Armour Electronics Pvt Ltd - Adv	-	1,50,000
19	Aryan Steel -Adv	-	8,49,105
20	ARYAN STEEL -ADV(SATYAM STEEL-NASIK)	2,00,000	-
21	ASTRON TECHNOLOGIES-ADV	8,78,310	-
22	Atlas Machines (India)-Sale	-	2,00,000
23	AVES WATER LLP-ADV	2,10,000	-
24	AVIANS INNOVATIONS TECHNOLOGY PVT LTD-ADV	25,134	-
25	B B COACHTECH INDIA P -ADV	8,00,000	-
26	Badri Rai And Co.	-	5,85,321
27	Balaji Metal Tech -Adv	-	2,12,000
28	Balarka Fabricon Pvt Ltd	-	20,000
29	Bandidhari Industries - Adv	-	16,424
30	Bellota Agrisolutions And Tools Pvt. Ltd.	-	1,285


Shawdhary


Shawdhary



31	Berry Auto Anicllary Pvt.Ltd-Adv	89,090	2,00,000
32	Bharat Almirah -Adv	-	1,27,119
33	Bhavya Machine Tools	-	97,57,092
34	Bhavya Machine Tools-Adv	24,34,539	-
35	Blu Engineers Pvt. Ltd.	-	61,663
36	BRIJ AGRWAL (GALVIN INDIA)-ADV	1,42,950	-
37	BUILDTech ROOFING SOLUTIONS-ADV	1,50,000	-
38	C M Overseas	-	4,50,000
39	C M OVERSEAS - ADV	1,00,000	-
40	C.G.INDUSTRIES -ADV	3,540	-
41	CHAMPRO TECHNOVATION PVT.LTD-ADV.	5,841	-
42	CHAMUNDA ENGINEERS-ADV	4,00,000	-
43	CHENNAI RADHA ENGINEERING WORKS (P) LTD-ADV	15,58,750	-
44	Clean Air Projects (I) Pvt Ltd-Adv	-	4,484
45	Costra Advertising India Pvt. Ltd.	-	10,943
46	D J Power Solutions - Adv	-	1,00,000
47	Dadheech Sales Corp.	-	18,81,900
48	DADHEECH SALES CORPORATION-ADV	4,31,900	-
49	DARSHAN STEEL INFRASTRUCTURE-ADV	3,81,600	-
50	Dew Industries	-	2,00,000
51	DEW INDUSTRIES-ADV	2,00,000	-
52	DHARANI INDUSTRIES - ADV	1,00,000	-
53	Diamond Crucible Co Ltd -Adv	-	93,750
54	Digital Computer Tech-Adv(Ajit Mess)	-	50,000
55	Dvn Periyavar Coach Builders	-	7,09,329
56	ELECTROTHREM (INDIA) LTD-ADV	3,75,200	-
57	Elemental Fixtures Pvt Ltd - Adv	1,00,000	60,000
58	Emc Limited - Adv	-	7,95,739
59	ESSWIN ELECTRO CONTROLS PVT LTD-ADV	1,00,000	-
60	FINE BORING - ADV	3,50,000	-
61	FOURTH DIMENSION DESIGN PVT LTD-ADV	8,260	-
62	G K GURUVASAN INDUSTRIES-ADV	8,00,000	-
63	Gajalakshmi Industries-Adv	-	5,00,000
64	Girison Engineering Sysyem-Adv	-	4,00,000
65	Goyal Coolers House - Adv	11	59,294
66	Granitech Power Solutions Pvt Ltd-Adv	-	1,99,500
67	Gunaa Kitchen Equipment	-	1,00,000
68	H P Singh & Company-Adv	-	3,70,000
69	HARSH INDUSTRIES-ADV	10,00,000	-
70	HI-BEAM LASERCUT TEC.-ADV	10,00,000	-
71	Himalaya Engineering Co.	-	2,00,000
72	I K Iron Industries	-	1,80,000
73	I K IRON INDUSTRIES-ADV	58,312	-
74	INDIAN COMMERCE & INDUSTRIES CO P. Ltd -Adv	6,58,848	-
75	Indian Commerce Industries	-	4,248
76	INDIAN COMMERCE INDUSTRIES -ADV	4,248	-
77	Inovic Power Solutions Pvt.Ltd-Adv.	-	40,000
78	INTERSIL METALLIC PRODUCTS-ADV	2,34,200	-
79	Intertech Technologies Pvt Ltd-Adv.	-	2,124
80	JAGJIT ENTERPRISES PVT LTD-ADV	13,06,850	-
81	Jai Balaji Coil And Plates Pvt Ltd-Adv	-	2,00,000
82	Jaldhara Sales - Adv	-	51,000
83	Jangra Brothers	-	25,312
84	Jaycee Lasers-Adv	-	2,00,000
85	K M Khan & Sons - Advance	-	58,978
86	KALPAR ENGINEERS PVT LTD -ADV	-	-
87	Kamaraj Engineering Industries - Adv	-	-

Page 2






88	Karnataka State Road Transport Corp	-	19,500
89	Kartikeya Industries Pvt Ltd-Adv	10,90,000	2,56,000
90	Kay Vee Metal Roofings	-	33,918
91	KAY VEE METAL ROOFINGS-ADV	-	-
92	KEON REFTEC PVT LTD-ADV(SUKAVACH CONTAINER)	3,00,000	-
93	Kimaya Steel - Adv	-	5,00,000
94	Knv Engineers & Power Solutions - Adv	-	8,496
95	Laser Cut (I) Technology Pvt Ltd-Adv	-	11,00,000
96	Liberal Systems Private Limited-Adv	-	1,00,000
97	MAAP ENGINEERING PVT LTD-ADV	1,67,677	-
98	Macht Exim Llp-Adv	-	2,32,000
99	MAITRY LASER TECH - ADV	1,50,000	-
100	MAKPOWER -ADV	1,00,000	-
101	Man Structural Pvt Ltd -Adv.	-	13,770
102	Manish Engineering Works-Adv	-	5,75,424
103	MANTENA CONSTRUCTION-ADV	17,700	-
104	MARUTI INTERIOR PRODUCTS PVT LTD-ADV	4,804	-
105	Maruti Engineering Works-Adv	-	5,31,000
106	Matrixx Innovative -Adv	-	3,64,407
107	MEMAAR BUILDING SYSTEMS-ADV	5,604	-
108	Metaltech Engineering-Adv.	-	9,11,864
109	MICRO MECH ENGINEERS-ADV	1,00,000	-
110	Mkk Metal Section	-	50,000
111	MIs Technology Applications Pvt Ltd-Adv	-	42,373
112	MODERN SWITCH GEARS-ADV	50,000	-
113	Morganite Crubicle (India) Ltd-Adv	-	3,37,500
114	MORVI ELECTRICAL WORKS -ADV	2,50,000	-
115	Mr.Hanok -Adv	2,30,000	1,80,000
116	Mungi Engineers Pvt Ltd-Adv	5,130	10,00,000
117	N N Control	-	17,48,961
118	N N CONTROL-ADV	17,48,961	-
119	NARAYAN INDUSTRIES-ADV	70,000	-
120	NATIONAL ENTERPRISES -ADV.	20,178	-
121	Nava Nirman Fabrication Pvt Ltd-Adv	-	7,90,000
122	NAVARANG ENTECH-ADV	7,00,000	-
123	NEO HYGIENE CHEMICALS PVT LTD-ADV	2,00,000	-
124	Omega Roofing Industries Pvt Ltd-Adv	-	11,40,831
125	P L TANDON AND CO -ADV	1,00,000	-
126	Paavan Engineering Works-Adv	-	23,00,000
127	Patel Engineering - Advance	-	14,675
128	PAYMATE INDIA PRIVATE LIMITED (KARAMTARA)-ADV	9,75,000	-
129	Pennar Industries Ltd -Adv	-	5,35,000
130	Pentagon Steels India Pvt Ltd-Adv	-	7,670
131	Perfect Control Panels Pvt Ltd	-	93,121
132	PERFECT CONTROL PANELS PVT LTD-ADV.	93,121	-
133	Perfect Infraengineers Ltd-Adv	-	31,860
134	Pioneer Fabreels	-	6,500
135	PRADEEP KUMAR JAIN(NAV INTERIOR)-ADV	12,00,000	-
136	PRAGATI ELECTRICALS PVT LTD-ADV	1,68,150	-
137	PRAKASH METAL PRODUCTS-ADV	1,00,000	-
138	Prakash Rolling Shutter - Adv	-	59,000
139	PRATIK CABLETRAY SYSTEM PVT LTD-ADV	8,84,608	-
140	PREMIER INDUSTRIES-ADV	5,00,000	-
141	PRINCE ENGINEERING-ADV	12,40,000	-
142	QUEEN STEEL AND MINERALS PVT LTD-ADV	13,50,000	-
143	R M ENGINEERING & CONSULTANCY-ADV	-	-
144	R R PLAST EXTRUSIONS PVT LTD-ADV	3,00,000	-

Chandrasekhar

gpa



145	R S Fabritech Engineers Pvt Ltd - Adv	-	1,60,000
146	R. M. Controls	-	1,50,000
147	Radd Industries-Adv(Cehnnai)	-	20,000
148	Rahul Enterprise-Adv	-	2,00,000
149	Rajasthan Powergen Trans.P.Ltd-Adv	-	8,540
150	RAJESH MACHINES (INDIA) LLP-ADV(MR.CHETAN)	7,50,000	-
151	RAJVEER INDUSTRIES -ADV	50,000	-
152	Ralco Steel- Dubai	-	10,86,633
153	RANKA ISPAT -ADV	65,698	-
154	RANSAL INDIA PVT LTD -ADV	5,074	-
155	Ravisha Power System-Adv	-	1,11,000
156	REGPORT TECHNOLOGIES PVT LTD-ADV	12,500	-
157	RSB TRANSMISSIONS I L -ADV	16,97,000	-
158	RUPTECH ENGINEERS PVT LTD-ADV	1,00,000	-
159	S K ENGINEERING WORKS-ADV	8,85,000	-
160	S K M/C TOOLS -ADV	1,35,000	-
161	S KUMAR FABRICATION-ADV	20,000	-
162	S S Fabtech -Adv	-	4,60,000
163	S. M. Associates	-	4,00,000
164	S.K.Enterprises-Adv.(Pune)	12,99,736	49,736
165	Sadguru Engineering & Fabricators-Adv	-	2,00,000
166	SAI AUTO ENGINEERING WORKS-ADV	24,00,000	-
167	Sai Cashew -Adv (Delta)	-	1,49,860
168	Sai Durga Industries - Adv	-	1,00,000
169	Sai Projects And Systems Pvt Ltd-Adv	1,85,000	1,85,000
170	Sai Sri Power Systems - Adv	-	2,43,100
171	Saichaitnya Logistic Pvt Ltd -Adv	-	9,32,000
172	Saijee Impex	-	4,00,000
173	Samerika Industries-Adv	-	1,50,000
174	Sams Constuctions Co-Adv	-	1,00,000
175	Sankara Industries	-	1,00,000
176	Santhi Electrical Works-Adv	-	3,00,000
177	Santram Hardware Ltd	-	1,33,010
178	SATISH K PARMAR - ADVANCE(DIVINE IND)	50,000	-
179	Sbb Stainless Steel Fab-Adv	-	14,75,000
180	SGM ENGINEERS -ADV	7,670	-
181	SHABBIR SAIFUDDIN - ADV	2,50,000	-
182	Shankar Cutter And Fabricator-Adv	-	14,67,551
183	SHANKAR FAB-ADV	4,024	-
184	Shree Balaji Marketing - Adv(Ekatva Fur)	-	5,00,000
185	Shree Kesar Enterprises-Adv	-	4,69,971
186	Shree Press Components-Adv.	30,385	2,360
187	Shree Ram And Co - Adv	-	8,00,000
188	Shree Ram Steel Mart - Adv	-	5,00,000
189	SHREE SAI ELECTRO COATING POLISHING PVT LTD-ADV	1,00,000	-
190	SHREE SAI INDUSTRIES-ADV	11,858	-
191	Shreeji Inframaterials Pvt Ltd	-	8,00,000
192	SHRENO LIMITED - ADV	3,40,000	-
193	Sir M Vishweshwarayya-Adv	-	65,08,370
194	SIVAPRIYA EXIM PRIVATE LTD-ADV	10,00,000	-
195	SKY TECH STAMPINGS AND ASSEMBLIES-ADV	1,50,000	-
196	Skytron Engineering Pvt Ltd-Adv	-	7,60,000
197	Solanki Refrigeration Engineers	-	9,012
198	Solomon Electricals - Adv	-	50,000
199	SPARK ENGINEERS-ADV	-	-
200	Sri Jai Chakra Motors - Adv	-	1,80,000
201	SRI KANYA STEEL BUILDING SYSTEM PVT LTD-ADV	3,00,000	-


Chandrasekhar



202	Sri Kumar Engineering	-	11,821
203	Sri Lakshmi Venkateswara Engineering Works	-	23,934
204	Sri Sai Engineerings -Adv	-	4,60,000
205	Sri Sakthi Kitchen Equipment-Adv.	5,00,000	3,00,000
206	SUKAVACH CONTAINERS-ADV	1,00,000	-
207	SUPER FABRICATION AND POWER COATING-ADV	2,115	-
208	Supreme Machines & Equipments	-	4,92,939
209	Supreme Machines and Equipments-Adv.	4,92,939	-
210	Swathi Engineers - Advance	-	1,60,096
211	SWATHI ENGINEERS -ADVANCE	3,10,096	-
212	TAMILNADU MACHINE WORKS-ADV	10,000	-
213	TECHNOFAB- ADV	4,00,000	-
214	The Nandam Steel Profiles	-	1,00,000
215	Transcon Power Pvt. Ltd.	-	89,000
216	Trimech Engineers Pvt Ltd-Adv	-	2,06,250
217	TAHERI GAEE-ADV	3,00,000	-
218	U B ENGINEERING -ADV	13,000	-
219	Udbhav Metal System Mfg.Pvt Ltd-Adv	-	10,50,000
220	Ultra Fab Lab Design India P Ltd-Adv	-	3,30,000
221	ULTRA FABS AND COATS-ADV	2,00,000	-
222	UNIGLAZE INDIA PVT LTD-ADV	34,810	-
223	United Steel And Structure-Adv	-	1,27,616
224	Universal Engineers-Adv.	2,35,992	2,35,992
225	UNIVERSAL FOOD EQUIPMENTS-ADV	2,00,000	-
226	UNIVERSAL MACHINE WORKS-ADV	3,00,000	-
227	U-TECH UTPADAN - ADV	23,717	-
228	Vajra Engg. Industries-Adv	-	49,462
229	Vds Medical Systems - Adv	-	6,00,000
230	VENKATESH ENGINEERING WORKS-ADV	6,50,000	-
231	Victory Auto Parts-Adv	-	3,00,000
232	VIDISHAG ELECTRICAL-ADV	1,50,000	-
233	Vijay Engineers	-	1,00,000
234	VIJAY GROUP CONCERN	21,500	-
235	VIJAY TRANSMISSION PVT LTD-ADV	7,30,125	-
236	Vijetha Fab Engineerings-Adv.	-	1,00,000
237	VISHWAKARMA SHEET METAL INDUSTRIES-ADV	1,25,000	-
238	Windmex India	-	2,50,000
239	WINDMEX INDIA-ADV	2,50,000	-
240	Wintech Taparia Limited-Adv	-	7,90,000
241	XYZ	24,774	-
242	YALAVARTI ENGG PVT LTD-ADV	2,360	-
243	YUKTA GRAPHICS - ADV	5,00,000	-
244	ZION INDUSTRIES -ADV(MR.HANOK)	50,000	-
	TOTAL	4,64,14,423	6,18,67,625

NOTE C	Creditor For Goods (Due for less than six months)	As at 31st March, 2019	As at 31st March, 2018
1	A.R Enterprise	1,57,412	-
2	Aashvi Steel	2,49,55,574	2,50,68,427
3	Acro Enterprise	-	15,783
4	Adinath Equipments Pvt. Ltd	-	1,605
5	Aditya Engineering Works	15,46,880	13,75,744
6	Advance Engitech Unit-2	7,73,488	-
7	Ahmedabad Electric Corporation	12,72,804	-
8	Alfa Mech Engineering Company	1,32,933	-
9	All Swage Hose & Fittings Pvt. Ltd.	1,87,502	1,352


Shankar



10	Altrafine Steel Pvt.Ltd	12,06,810	-
11	Ama Heat Exchanger	37,524	50,504
12	Ambica Textile Traders	5,05,290	7,23,294
13	Ambica Traders	-	4,92,969
14	Ambika Traders	6,38,550	-
15	Arco Industries	1,18,306	3,35,066
16	Argo Hytos Pvt. Ltd.	2,59,728	85,280
17	Ashutosh Power Transbelts Ltd.	5,65,916	2,72,356
18	Ashwin Electricals	-	2,64,556
19	Associated Overseas	4,62,227	1,87,068
20	Aster Graphic Systems	10,714	-
21	Axis Motion Technologies	1,47,699	-
22	B A Steel	-	3,53,067
23	B R Industries	-	6,23,931
24	B. R. Steel Tubes	4,52,921	-
25	B.R. Industries	1,25,408	-
26	Bansidhar Steel Corporation	-	4,81,378
27	Bee Cee Ispat	1,03,569	-
28	Bhagyalaxmi Steel	-	8,84,210
29	Bhavani Steel Furniture Industries-Sanand	3,42,200	-
30	Bhumi Corporation	6,03,825	-
31	Bhumi Electricals-Sanand	1,974	-
32	Bth Electrics (Guj) Pvt. Ltd.	-	73,514
33	Bth Electrics (Guj.) Pvt Ltd	1,12,832	-
34	C N C Forming Technology	-	(43,592)
35	C. Nanchand Trade	1,06,09,061	1,47,35,275
36	Cess Automation	6,55,004	4,61,416
37	Cess Technology Company	12,626	-
38	Chirag Electronics	2,81,258	-
39	Cnc Automation Solution	16,46,690	10,56,895
40	Contras Enterprise	90,199	69,258
41	D. R. Sales	-	25,571
42	D.B. Engineering Pvt. Ltd.	-	1,78,409
43	D.R. Sales	25,571	-
44	Darshan Traders	4,01,003	21,448
45	Delem	1,36,120	5,40,678
46	Dinesh Engineers	-	57,330
47	Divine Engineers	6,52,238	-
48	Dyna Automation Pvt. Ltd.	-	1,12,666
49	Easylub Systems	-	1,09,061
50	Easylub Systems Pvt.Ltd	1,19,626	-
51	Electrocare Agncies	26,404	-
52	Electroparts	2,40,996	-
53	Elegance	62,858	32,760
54	Elmech Engineering Company	-	68,352
55	Elmech Engineering Company -Vatva	5,48,535	-
56	Es Automation Controls	7,41,117	8,13,297
57	Escort Bearing (India) Pvt Ltd	2,18,596	-
58	Estun International Limited	-	16,075
59	Ever Green Scrap Traders	14,82,810	-
60	Evergreen Scrap Traders	-	4,64,128
61	Farmson Engineers	-	9,04,632
62	Fluid India Filter	1,54,462	1,90,837
63	Focus Enterprise	44,444	56,392
64	G M Steel	20,08,500	19,04,627
65	Ganesh Engineers & Fabricators	60,500	79,018
66	Ganesh Scrap Traders	1,155	5,64,334

Shankar


Shankar




67	Givi Misure Private Limited	-	18,20,300
68	Givi Misure Pvt. Ltd.	28,12,330	-
69	Gopinath Industries	3,81,790	1,81,555
70	Grand Polycoats Co. Pvt. Ltd.	-	1,84,161
71	Grand Polycoats Company Pvt. Ltd.	2,37,379	-
72	Gujarat Acetylene Pvt. Limited	1,22,350	1,23,608
73	H.P. Automation & Controls Pvt. Ltd.	11,52,898	52,77,871
74	Hallmark Hydraulics	66,952	74,203
75	Haresh Tools	4,55,276	7,31,968
76	Harish Engg. Works	-	13,30,264
77	Harish Engineering Works-Purch,	16,28,578	-
78	Heattrans Equipments Pvt.Ltd.9kroma0	1,35,657	2,67,875
79	Hetal Engineering Works	5,04,972	12,10,333
80	Hiflex Hydraulics P. Ltd.	-	34,14,665
81	Hiflex Hydraulics Pvt. Ltd.	39,91,186	-
82	Industrial Engineering & Equipment	41,992	-
83	J.D. Corp.	-	9,26,880
84	J.D. Sales Corporation	-	5,95,258
85	J.P. Enterprise	-	1,818
86	Jainam Traders	-	58,720
87	Jay Shakti Steel Corporation	7,77,568	5,54,537
88	Jct Automation Pvt. Ltd.	-	1,22,596
89	Jekmin Industries	-	8,53,667
90	Jekmin Industries.	6,44,975	-
91	Jigar Trading Corp.	-	68,648
92	Jigar Trading Corporation	87,910	-
93	Jvb Bearings	-	56,380
94	Karma Marketing	5,266	15,599
95	Karmyogi Industries - Purchase	-	46,629
96	Ken Lubricals	70,587	36,344
97	Keshavlal Maganlal Patel	3,39,332	4,88,076
98	Khushali Enterprise	4,81,971	4,03,867
99	Khushi Khubi Industries	-	3,14,672
100	Krishna Enterprise	-	3,75,881
101	Krishna Marketing	8,85,070	-
102	Laxmi Industries	-	16,355
103	Luna Bearings, Automation & Power Transmission	87,522	9,91,115
104	M K Engimach Pvt Ltd	-	7,96,303
105	Maanshan Golin Press Brake Tooling, China	-	98,48,460
106	Maanshan Golin Press Brake Tooling-China	77,10,548	-
107	Macons Hydraulic - (Zala)	6,06,554	-
108	Macons Hydraulic Zala	-	8,96,037
109	Mahin Reliance Electricals	69,567	56,635
110	Manali Enterprise	71,301	-
111	Mangalam Micro Devices	6,425	3,40,642
112	Marvel Engineers & Traders Pvt Ltd.	71,965	2,50,082
113	Matrix Industries	-	45,148
114	Megha Enterprise	-	3,33,087
115	Megha Enterprise-Purchase	2,00,997	-
116	Morden Rubplast Pvt Ltd	21,240	-
117	Motion Technology Center	7,09,796	6,58,090
118	Moto Technica Hydroparts Pvt. Ltd.	1,59,124	1,03,250
119	Muratech Engineering Company	1,71,080	67,616
120	Naksh Infosolution - Extra	3,170	-
121	Naksha Infosolution	-	750
122	Naseeb Paints	4,31,687	5,83,180
123	Navdeep Metal Corporation	7,15,157	1,04,682


Chaudhary

gms



124	Nidhi Enterprise	-	20,532
125	Nidhi Enterprise -Chandkheda	-	40,622
126	Nipa Agencies	29,59,423	22,36,579
127	Om Enterprise-Pur	4,52,719	-
128	One Controls	7,653	41,336
129	Optiflex Industries	-	38,580
130	Orchid Technology	51,094	-
131	Padmavati Tubes	3,49,676	3,65,359
132	Painter Jay Ambe Art	-	4,880
133	Panchjanya Sales	-	30,542
134	Parag Electrodes Agencies Pvt. Ltd.	3,59,547	13,55,374
135	Parth Steel Corporation	6,144	-
136	Parth Steel Traders	24,46,628	7,88,633
137	Patel Corporation	-	755
138	Perfect Enterprises	79,021	-
139	Plexo Lubricants Pvt. Ltd	5,55,679	2,95,324
140	Plus Therm Induction -Sales	(8,000)	(8,000)
141	Pooja Transformers	2,10,158	5,11,533
142	Popular Enterprise	59,885	62,369
143	Pramukh Sales	-	1,25,635
144	Precise Enterprise	-	3,19,783
145	Presspack Hydraulics	-	2,70,633
146	Primax Engineers Private Limited	-	12,78,837
147	Primax Engineers Pvt. Ltd.	8,38,067	-
148	Pyrotech Electronics Pvt. Ltd.	-	1,77,295
149	Radiant Traders	1,12,815	13,48,851
150	Rai Bearing Centre	-	944
151	Raja Metal Industries	15,18,068	9,24,751
152	Rajendra Pulley & Gears	10,502	11,622
153	Rajeshwari Machine Tools	3,280	-
154	Rajuchacha Agency	-	11,210
155	Ramdev Tools	-	3,35,652
156	Ravi Enterprise (Khokhra)	4,24,919	2,91,440
157	Ripal Engitech Pvt Ltd	-	6,95,373
158	Ripal Engitech Pvt. Ltd.	2,82,365	-
159	Rohit Industries	-	5,930
160	Rushi Enterprise	63,124	57,053
161	S. K. Beri & Brothers	-	1,63,819
162	S.P. Enterprise	9,00,481	-
163	S.R.Steels	12,22,134	35,53,969
164	Sai System	4,77,086	1,17,705
165	Sanghvi Impex	12,03,099	9,39,385
166	Sanjay Hydraulik Pvt Ltd	12,69,671	13,85,035
167	Sankalp Hydraulik Pvt Ltd.	50,308	90,615
168	Sapt Engineers	18,924	6,844
169	Satyam Hydraulics	9,49,664	7,34,786
170	Schilltek International	-	28,674
171	Shashwat Systems Pvt. Ltd.	-	99,120
172	Shoora Enterprises	3,45,225	-
173	Shree Laxmi Tools Centre	75,551	-
174	Shree Navdurga Spring Works	-	5,428
175	Shree Rupenkrupa Electric	-	32,668
176	Shree Rupenkrupa Electric	4,55,257	-
177	Shree Shyam Steel	39,10,945	8,12,022
178	Shree Veerkrupa Engineering Works	-	8,968
179	Shreeji Bearing	3,89,396	-
180	Shreeji Packaging	1,55,071	64,555






181	Shreejkrupa Industries	-	3,59,818
182	Shreenath Metal	-	17,134
183	Shreenathji Rubber Products	10,419	944
184	Shreeraj Engineering Corporation	-	1,71,479
185	Shubh Innovatives	7,98,768	2,91,278
186	Solution Systems- Purchase	2,36,000	-
187	Som Shanti Steel	-	2,81,725
188	Srinath Transmission Corporation	2,10,980	-
189	Sunrise Packing Service	57,797	59,581
190	Super Max Industries	-	(545)
191	Superslides & Ballscrews Co. (I) Pvt. Ltd.	21,39,872	10,47,993
192	Surya Oxygen	3,27,288	2,22,677
193	Technokraft Marketing Llp	1,55,678	-
194	Tools Corporation	1,38,915	-
195	Triada Technologies India Pvt. Ltd.	4,45,566	-
196	Trio Transformer	1,68,358	53,100
197	Trishul Power Systems	1,09,740	-
198	Uday Cnc Centre	3,00,723	-
199	Ultra Flush Tools	-	15,32,143
200	Ultra Flush Tools Pvt. Ltd.	16,11,799	-
201	Uma Steel Traders	-	5,67,242
202	Umiya Metal Label	-	52,569
203	Unity Engineering	-	70,240
204	Usc Hydraulic Systems	1,00,890	-
205	V R Traders	79,533	-
206	Veer Lubricants	1,29,057	-
207	Vidhi Electricals	-	32,509
208	Vijay Engineering	-	1,04,403
209	Vijay Steel Industries	(37,884)	-
210	Vikash Spring Industries	-	4,142
211	Vinay Enterprise	14,160	43,896
212	Vinay Steel Corp.	-	9,80,918
213	Vinay Steel Corporation	19,64,018	-
214	Vivek Automation	4,307	3,58,244
215	Volvo Lubricants	-	3,12,925
216	Vraj Engineering - Sanand	64,350	-
217	Zeal Impex	6,684	-
	TOTAL	11,30,84,445	11,48,95,863

NOTE D	Creditor For Goods (Due for more than six months)	As at 31st March, 2019	As at 31st March, 2018
1	A.R Enterprise	22,892	-
2	Aashvi Steel	72,46,888	-
3	Acro Enterprise	9,000	-
4	Adinath Equipments Pvt. Ltd	590	-
5	Aditya Engineering Works	4,44,407	-
6	Ambika Traders	1,86,852	-
7	Bansidhar Steel Corporation	4,81,378	-
8	Bhagya Shree Engineers	1,26,144	1,26,144
9	C. Nanchand Trade	1,46,33,603	-
10	Cnc Automation Solutions Pvt. Ltd.	10,44,940	10,44,940
11	Contras Enterprise	29,607	-
12	Farmson Engineers	-	-
13	G M Steel	-	-
14	Ganesh Engineers & Fabricators	68,382	-

Shreejkrupa

Shreejkrupa




15	H.P. Automation & Controls Pvt. Ltd.	2,54,711	-
16	Hardik Engineers	90	-
17	Harish Engineering Works-Purch,	1,57,648	-
18	Hetal Engineering Works	5,05,439	-
19	J.D. Corporation	4,21,558	-
20	J.D. Sales Corporation	1,24,017	-
21	Jekmin Industries.	8,25,614	-
22	Keshavlal Maganlal Patel	2,40,739	-
23	Krishna Marketing	3,19,666	-
24	M.K. Electricals	2,00,591	-
25	Maanshan Golin Press Brake Tooling-China	2,099	-
26	Macons Hydraulic - (Zala)	71,721	-
27	Mangalam Micro Devices	1,87,818	-
28	Marvel Engineers & Traders Pvt Ltd.	1,81,098	-
29	Megha Enterprise-Purchase	1,56,355	-
30	Naseeb Paints	1,13,488	-
31	Orchid Technology	472	-
32	Padmavati Tubes	1	-
33	Panchjanya Sales Agency	1	-
34	Parag Electrodes Agencies Pvt. Ltd.	44,250	-
35	Patel Corporation	755	-
36	Plexo Lubricants Pvt. Ltd	1,67,387	-
37	Pooja Transformers	2,54,350	-
38	Prime Industries	64,900	-
39	Radiant Traders	1,94,582	-
40	Rai Bearing Centre	944	-
41	Ravi Enterprise (Khokhra)	52,832	-
42	S.R.Steels	9,54,708	-
43	Shivam Corporation	77,845	-
44	Shreenathji Rubber Products	945	-
45	Shubh Innovatives	47,460	-
46	Som Shanti Steel	3,99,902	-
47	Vivek Automation	1,08,244	-
	TOTAL	3,05,56,352	11,71,084

Note E	Creditor For Expenses (Due for less than six months)	As at 31st March, 2019	As at 31st March, 2018
Sr No	For labours		
1	Advance Industries	9,30,950	13,09,672
2	Ambica Hone Engineers Labour	2,79,177	1,32,814
3	Anand Heat Treaters	-	1,05,839
4	ANAND HEAT TREATERS - LABOUR	44,774	-
5	Anuj Industries-Labour	-	4,366
6	ASHISH ENGINEEING WORKS - LABOUR	13,688	-
7	Avani Engineers - Labour	-	2,558
8	BHAIRAVNATH ENGINEERING WORKS- LABOUR	1,17,937	-
9	Bhairavnath Engineering Works	-	82,185
10	Bhairavnath Engineering Works Urd	-	38,692
11	Bhrahmani Engineering	-	54,526
12	BRAHMANI ENGINEERING-LABOUR	38,157	-
13	BRAHMANI GRINDING & ENGINEERING-LABOUR	2,68,283	-
14	Brahmani Grinding And Engineering	-	2,06,418
15	Brahmani Grinding Works	-	27,113
16	C M Grinding Center -Labour	1,99,817	1,38,924
17	C. M. Industries	58,429	713
18	D Y INDUSTRIES-LABOUR		

Chandhary


g/m



19	Divya Grinding Works	-	2,72,297
20	DIVYA GRINDING WORKS - LABOUR	1,78,638	-
21	Farnson Engineers Labour	-	531
22	Ganesh Engineers	-	2,36,300
23	GANESH ENGINEERS - LABOUR	1,83,133	-
24	Gayatri Engineering Works	-	36,657
25	GAYATRI ENGINEERING WORKS-LABOUR URD	37,127	-
26	GKH ENGIETECH LABOUR	4,248	-
27	Gopinath Industries - Labour	4,45,441	2,92,169
28	Harikrishna Engineers-Labour Urd	29,304	80,586
29	Harish Engineering Works	-	27,022
30	Hetal Engineering -Labour	1,24,324	14,040
31	Hetal Engineering Works Labour Register	33,600	22,932
32	Hetal Engineering-Labour Urd	-	15,840
33	Jay Ambe Engineering - L 47	54,402	61,132
34	Jay Ambe Engineering-Ctm Urd	5,86,743	3,48,846
35	Jay Bhavani Engineering	7,65,391	4,67,626
36	Jekmin Industries	-	7,956
37	Jony Engineering Works	-	55,262
38	JONY ENGINEERING WORKS URD	37,163	-
39	K B Industries	-	2,70,387
40	K.D.S. Industries-Labour	62,294	30,031
41	Karan Powder Coats	1,49,909	86,052
42	Kargo Group Engineering	-	8,480
43	Karmyogi Industries -Labour	-	12,460
44	Khodiyar Engineers- Labour	-	(710)
45	Khushi Engineering Works-Labour -Urd	56,653	10,840
46	Madhav Engineers	-	3,77,220
47	MADHAV ENGINEERS-REGISTER	2,60,676	-
48	Maruti Hydraulics-Labour	-	91,183
49	Megha Enterprise	-	3,82,836
50	MEGHA ENTERPRISE-LABOUR	3,56,230	-
51	Navya Industries-Labour	3,27,669	2,17,476
52	New Balaji Industries	-	47,467
53	NEW BALAJI INDUSTRIES - LABOUR URD	39,029	-
54	Pavan Engineering-Labour	-	23,400
55	Pratik Grinding	-	1,61,602
56	PRATIK GRINDING LABOUR REGISTER	2,45,565	-
57	Prime Grinding Center Labour	19,989	32,137
58	Prime Machine Tools	-	4,62,840
59	PRIME MACHINE TOOLS-LABOUR	2,94,900	-
60	Pruthvi Engineers -Labour	-	20,933
61	R K Industries	-	50,935
62	R.K.Sindhi	(88,467)	(51,117)
63	Ramesh Industries	2,96,332	9,03,790
64	RASHIK M VAGHELA - LABOUR	54,846	-
65	S.P ENTERPRISE-LABOUR	22,656	-
66	Sahakar Grinding Works	-	3,000
67	Shakti Industries	-	94,771
68	SHAKTI INDUSTRIES - LABOUR URD	92,840	-
69	SHREE BAJARANG ENGINEERING- LABOUR	67,320	-
70	Shree Engineers	-	12,213
71	Shree Krishna Heat Treaters	14,592	53,457
72	Shree Laxmi Blackodise Works - Labour-Urd	-	2,399
73	Shree Narayan Technique	33,579	2,602
74	Shree Shakti Engineering Work Urd	5,79,037	2,90,804
75	Shree Shakti Industries Labour -Register	3,39,892	1,71,491

Chaudhary

Sh



76	Shree Veerkrupa Engineering Works - Labour	-	47,200
77	Shree Vijaya Industries-Labour Urd	-	3,500
78	Shreeji Corporation - Labour	-	55,015
79	Shri Umiya Engineering Works-Labour Urd	-	6,250
80	Siddheshwari Engineering Works	-	1,08,832
81	Techno Industries	1,09,040	66,062
82	Uday Honing	1,50,552	1,84,948
83	Uma Engineering Works	-	52,509
84	UMA ENGINEERING WORKS URD	31,440	-
85	Verai Engineerring- Labour	-	11,682
86	VINIT ENTERPRISE - LABOUR	10,030	-
87	Work-Well Industries - Labour	81,900	60,255
	Sub Total	80,38,490	83,66,130
Sr No	For Others		
1	A.V.Electricals Sales & Service	9,455	5,619
2	Abhinandan Plastopack - Extra	2,006	-
3	Akshay Trans Link		24,750
4	Balaji Infra Ray Pvt Ltd - Extra	63,332	94,998
5	Bharat V Bharwad- Extra	-	(21,643)
6	Bhavesh Aluminium & Plast - Extra	-	42,148
7	Bhavsar Printers	19,838	8,496
8	Bhavya Machine Tools -(Comm,Pur)	-	11,97,268
9	Bonnys Travels - Extra	-	6,300
10	Cargo Partner Logistics Indian Pvt Ltd-Extra	-	39,516
11	Chirag Offset Pvt. Ltd.	-	1,94,038
12	D P Roadline - Extra	-	80,200
13	Design Point - Extra	30,562	7,410
14	Dhriyan Stationers & Multy Store	-	42,520
15	Dhriyan Stationers -Extra	-	(4,085)
16	Dhruvin D.Kothari & Co.	-	(5,000)
17	Drona Impex Private Limited - Extra	31,441	1,66,651
18	Endeavour Instrument Pvt Ltd-Pur	-	24,190
19	Fast Express Courier - Extra	27,380	-
20	Fast Track Courier	-	34,641
21	Fermos Engineering Private Ltd -Extra	1,91,151	-
22	First Flight Couriers Ltd - Extra	10,953	-
23	Flomic Freight Services Pvt.Ltd	38,477	2,18,789
24	Flomic Freight Services Pvt.Ltd-Mumbai	65	1,39,719
25	Gaurav Shastri & Associates-Consultant.	1,89,800	-
26	Green Management - Extra	-	1,36,435
27	Harsiddhi Crane Service - Extra	17,325	-
28	Hertz Testing & Training Centre	-	1,42,490
29	Hertz Testing And Training Centre	46,143	-
30	Infinium Motors Pvt.Ltd	12,516	-
31	J. V. Electric	-	3,11,381
32	Jet Roadlines (India) Pvt.Ltd	-	1,74,440
33	Jitesh Mehta - Extra (Octroi Refund Agent)	900	-
34	Kiran Roadways Private Limited -Extra	1,67,090	-
35	Kreative Tooling Systems- Extra	23,092	49,939
36	Krupa Engravers - Extra	1,888	17,004
37	Mahalaxmi Automobiles	-	649
38	Mangaldas & Sons	48,825	49,876
39	Manibhadra Sales Corporation - Extra	22,302	-
40	Manibhadra Sales Corp.		3,87,548
41	Nagneshwari Logistic	200	-
42	Nation Wide Logistic - Extra		(520)

Chowdhury

Shy



43	Navkar Battery - Extra	5,900	-
44	Navkar Industry Pvt Ltd - Extra	-	1,339
45	Ndt Engineers	15,645	5,250
46	New Supreme India Roadline	-	19,008
47	Nimesh Shah & Associates	15,750	-
48	Ninad Trading Corporation	8,337	-
49	Omkar Creative Studio	19,294	9,408
50	Onyx Equipments India Pvt. Ltd.	-	5,750
51	P S Roadline Mumbai-Extra	3,22,443	-
52	Patel Printing Press Pvt. Ltd.	-	1,56,744
53	Pest Control Enterprises	17,922	-
54	Prabhat Roadwings - Extra	88,700	13,600
55	Pratik I Sonara - Extra	7,240	-
56	Professional Computers	5,900	-
57	R K Traylor Service- Extra	-	(1,984)
58	R.P.Shah & Co.	31,500	-
59	Rajubhai D Bharwad - Extra	29,353	90,686
60	Ramesh Bhai S. Bharwad	-	62,073
61	Real Compusystem	1,08,550	75,628
62	Real Security & Investigation	6,07,193	8,48,580
63	S K Krupa Water Supply - Extra	-	5,680
64	Sai Advertising - Extra	13,027	-
65	Santosh Automations-Extra	64,900	-
66	Shivhare Enterprises-Commission	14,400	-
67	Shree Chamunda Trading Co.	-	19,635
68	Shree Khodiyar Sales	2,27,809	8,28,237
69	Shree Maruti Nandan Weigh Bridge - Extra	810	-
70	Shree Maruti Sign -Extra	-	28,910
71	Shreenath Enterprise	-	3,894
72	Shreenath Enterprise-Extra	4,602	-
73	Siddhi Construction - Extra	-	3,46,818
74	Supertech Services	-	10,402
75	Supertech Services-Extra	3,032	-
76	Suryakiran Industries - Extra	-	6,785
77	Tci Express Limited - Extra	-	(690)
78	Tea - Bhimabhai	6,567	-
79	Tea - Radhakrishna Tea Stall	25,506	-
80	Tea - Unit 3	19,884	-
81	Tea- Bhimbhai	-	8,837
82	Tea- Unit 3	-	19,584
83	Technofirm	2,15,200	-
84	The Cloud Hotel - Extra	8,566	-
85	The Pioneer Computers	20,354	27,227
86	Trishul Power Systems	-	1,03,840
87	Umiya Plywood & Hardware - Extra	-	3,396
88	V Trans (India) Ltd	-	(5,479)
89	V.S. Enterprise	797	1,109
90	Vinayak Enterprise-Extra	-	9,146
91	Vision Interior Designer	-	70,000
92	Wonder Dro Service-Extra	-	23,600
93	Yogeshwar Electrical & Service	45,925	73,231
	Sub Total	29,74,847	64,36,011
	TOTAL	1,10,13,337	1,48,02,141

Shree...

Page 13


Shree...




Note F	Creditor For Expenses (Due for more than six months)	As at 31st March, 2019	As at 31st March, 2018
	<i>For labours</i>		
1	Farmson Engineers-Labour	531	-
2	Maruti Hydraulics-Labour	57,958	-
3	Pooja Industries - Labour	708	-
4	Ramesh Industries	70,492	-
5	Shree Vijaya Industries-Labour Urd	4,300	-
	<i>For Other</i>		
1	Abhinav Exports	38,880	-
2	Daksh Logistics	15,500	15,500
3	Delux Motors - Extra	4,650	-
4	Drona Impex Private Limited - Extra	56,333	-
5	Ganesh Enterprise-Extra	-	10,810
6	Mahalaxmi Automobiles - Extra	4,316	-
7	Network 18 Media & Investment Limited	16,242	16,242
8	R E Rogers India Pvt Ltd -Extra	39,870	-
9	Real Compusystem	23,850	-
10	Real Security & Investigation	4,59,360	-
11	S.K.Engineering Works-Extra	33,760	33,760
12	Shivam Communication - Extra	16,490	-
13	Shree Bhavani Roadways	-	53,525
14	Shree Khodiyar Sales	3,78,776	-
15	Shree Rang Auto Traders-Extra	5,000	-
16	The Pioneer Computers	4,602	-
17	Vgraple	68,830	68,830
18	Vision Interior Designer	70,000	-
	TOTAL	13,70,448	1,98,667

Note G	Statutory payables	As at 31st March, 2019	As at 31st March, 2018
1	CST Payable	25,784	-
2	Esi Payable	51,452	33,147
3	Gst C/F A/C	19,01,595	(25,886)
4	GST Payable	(11,28,768)	38,22,891
5	Professional Tax Expense	42,730	29,400
6	Provident Fund Payable-Employee	1,73,714	1,54,469
7	Tds On Contract	2,830	18,628
8	Tds On Exhibition	-	690
9	Tds On Labour	3,188	1,35,308
10	Tds On Professional Fees	10,550	4,096
11	Tds On Salary	57,624	27,708
	TOTAL	11,40,699	42,00,451

Note H	Unpaid Salary	As at 31st March, 2019	As at 31st March, 2018
	<i>Directors' salary</i>		
1	A.R. Panchal	1,19,800	89,800
2	D. S. Chaudhary	1,19,800	89,800
3	S. K. Parmar	1,19,800	89,800
4	S. N. Mehta	1,19,800	89,800
5	S. S. Khankar	1,19,800	89,800
	<i>Sub Total</i>	5,99,000	4,49,000
	<i>Others</i>	As at 31st March, 2019	As at 31st March, 2018

Page 14







1	Jayshreeben	33,800	33,800
2	Amishaben	33,800	33,800
3	Jignaben Chaudhary	33,800	33,800
4	Sumanben S. Mehta	33,800	33,800
5	Unpaid Salary	38,74,630	25,35,911
	Sub Total	40,09,830	26,71,111
	TOTAL	46,08,830	31,20,111

Note I	Trade receivables (Outstanding for less than six months)	As at 31st March, 2019	As at 31st March, 2018
1	3si Eco Power Llp -Sales	2,891	-
2	A. S. K. Three Star Steels .-Sales	1	-
3	Abhay Traders-Sales (Kunha)	16,804	-
4	Adva-Tech Engineering- Sales	16,520	-
5	Akhil Controls -Sales	28,320	-
6	Allied -Sales	11,800	-
7	Amar Industries -Sales	1,062	-
8	Amba Tech Engineering - Sales	15,340	-
9	Ambattur Tapstia Eng.Consortium Pvt Ltd- Sales	11,505	2,81,089
10	Ambica Steel Furniture	-	15,340
11	Ambika Steel Furniture -Sales	15,930	-
12	Arien Metals Pvt.Ltd. -Sales	8,260	-
13	Arnav Industries	-	49,560
14	Ashish Industries -Sales	4,130	-
15	Automotive Manufacturers Pvt.Ltd. -Sales	7,670	-
16	Azad Agro Work Shop -Sales	5,900	-
17	Babaloo Sales Corporation -	-	2,01,660
18	Bajaj Feedtech Pvt.Limited	-	9,086
19	Balaji Metal Craft -Sales	11,800	-
20	Balarka Fabricon Private Limited -Sales	-	28,972
21	Beena Steel Components -Sales	20,870	-
22	Beml Ltd.	-	4,14,060
23	Bhavya Machine Tools	-	73,75,119
24	Bhavya Machine Tools - Sale	32,019	-
25	Cg Power And Industrial Solutions Limited-Sales	-	12,09,618
26	Chennai Radha Engineering Works (P) Ltd-Sales	10,825	3,34,250
27	Choice Prefab Llp	178	-
28	Classic Electricals -Sales	-	7,080
29	Clean Air India -Sales	5,900	-
30	Creomech India Private Limited-Sales	10,030	-
31	Datta Electro Fabricatores -Sales	-	18,703
32	Decora Point Pvt.Ltd. -Sales	-	16,048
33	Devan Steel -Sales	1,475	-
34	Dfurn Modular Systems P.Ltd.-Sale	11,791	-
35	Dh Cube Industries Pvt.Ltd -Sales	4,720	-
36	Dynamic Industries -Sales	15,340	-
37	Electrofab Engineers-Sale	11,800	-
38	Endeavour Instrument Pvt.Ltd -Sales	-	8,61,600
39	Essem Industries -Sales	-	5,900
40	Esswin Electro Controls Pvt.Ltd.- Sales	410	-
41	Excellent Laser -Sales	1,35,405	45,312
42	Falcon Doors & Windows Private Limited -Sales	1,534	-
43	Falsan Industrial Solution & Services Llp-Sales	22,302	-
44	Falsan Industrial Solutions And Services Llp	-	3,128
45	Fourtech Power Systems Pvt.Ltd-Sales	-	80,240
46	Goyal Cooler House	-	-
47	Ganesh Engineering Works -Sales	2,310	-

@Chaudhary

gla



48	Gentech Engineering Services -Sales	15,340	-
49	Gourav Industries Building Systems Pvt Ltd -Sales	-	100
50	H Cube Industries	-	4,720
51	Halcyon Engineers -Sales	-	2,360
52	Hallmark Hospital Furniture	-	11,800
53	Hallmark Hospital Furniture -Sales	7,670	-
54	Harold Industries Pvt.Ltd. -Sales	-	17,700
55	Harsh And Brothers Sales	3,540	-
56	Hightech Industries -Sales	7,670	-
57	Hind Industries -Sales	-	80,240
58	Hindustan Fiber Glass Works	-	11,495
59	Hindustan Fiber Glass Works(Sale)	14,160	-
60	Hindustan Overseas Industries -Sales	4,012	1,980
61	Hmt(International) Ltd -Sales	87,74,551	-
62	Indian Scaffolding & Formwork-Sales	-	4,480
63	Institute Of Minerals & Materials Tech-Sale	59,590	-
64	Jakson & Company-Sales	-	45,000
65	Jay Industries	-	33,866
66	Jmb Enterprises -Sales	1,330	-
67	K.K.Enterprises-Sales	-	2,360
68	Kalpa Elektrikal Pvt Ltd [U-3] Sales	7,670	15,340
69	Karamtara Engineering Pvt. Ltd., -Sales	9,75,000	-
70	Karan Engineers =Sales	-	3,689
71	Kec International Limited -Sales	-	21,830
72	Kevel Enterprise =Sales	11,800	21,594
73	Klean Air Technologies -Sales	7,080	-
74	Kratos -Sales	33,887	-
75	Krushna Industries - Sales	-	5,867
76	La-Gajjar Machinerries Pvt. Ltd. (Unit-I)	-	15,104
77	Laxminarayan & Brothers-Sale	2,96,490	-
78	M And K Buiding Systems Pvt. Ltd -Sales	590	-
79	M.K.Electric-Sale	-	1,35,000
80	Maap Engineering Pvt.Ltd- Sales	17,748	-
81	Madan Enterprises -Sales	-	14,160
82	Madhav Capacitors Pvt Ltd -Sales	15,340	-
83	Mahathi Infra Services Pvt Ltd. -Mumbai	54,115	-
84	Mantri Iron Traders - Sale-New	-	14,750
85	Maruti Agro Engineering Industries-Sales	886	-
86	Maruti Supertouch Pvt.Ltd -Sales	-	708
87	Maxroof Corp Pvt Ltd	-	1,25,848
88	Maxroof Corporation Pvt Ltd - Sale	14,160	-
89	Mayur Engineering Co-Sales	-	10,030
90	Metacraft Engineers-Sale	82,954	-
91	Metco Roof Pvt. Ltd.	-	1,35,000
92	Mgp Engineering Pvt Ltd -Sale	-	23,010
93	Mirarbindo Engineering Pvt Ltd Sales	9,440	-
94	Mungi Engineers Pvt Ltd -Sales	-	7,670
95	Naren Agro Implements(Sale)	-	4,720
96	Nav Engineeing And Fabricators-Sale	-	12,390
97	Navarang Engineering Works-Sales	-	25,370
98	Neha Electricals - Sale	48,380	-
99	New Tech Engineers - Sale	3,540	-
100	Nirmiti Electricals	-	57,820
101	Nitya Electrocontrols Pvt.Ltd-Sales	-	3,74,735
102	Nn Control-Sale	-	13,865
103	Nova Engineering -- Sales	-	11,210
104	Nu Track Industries - Sales	-	3,80,000

Chandhary


PS



105	Om Energy Saving Systems Pvt Ltd -Sales	-	9,00,000
106	Om Enterprises -Sales	23,010	-
107	Om Industries -Sales (Hakrol)	-	1,30,130
108	Omkar Auto Press Components & Assembly -Sales	21,240	-
109	Ordinance Factory -Sales	7,45,227	-
110	Original Laser Pvt Ltd -Sales	178	-
111	Patel Screen Industries -Sales	8,09,440	2,45,360
112	Patidar Agro -Sales	-	2,950
113	Pennar Industries Ltd -Sales	-	2,17,500
114	Perfect Control Panels Pvt.Ltd -Sales	-	31,860
115	Pioneer Fabreels -Sales	-	20,002
116	Pooja Steel Works -Sales	7,670	15,340
117	Popular Engineering Works-Sales	-	4,720
118	Pragati Electricals Pvt.Ltd -Sales	590	-
119	Preeti Fabricators	-	12,980
120	Press Metal Industries	-	10,000
121	Priya Industries -Sales	30,680	-
122	Purovent System Engineers Pvt Ltd.-Sales	-	7,080
123	R.G.Engineers-Sale	-	12,390
124	Radd Industries - Sales	-	7,080
125	Radhey Narayan Industries Pvt Ltd	-	44,840
126	Ragwanand Engg	-	11,210
127	Raj Engg.	-	15,576
128	Rajesh Enterprises	-	7,375
129	Rajesh Enterprises -Sales	17,700	-
130	Ramyaa Electro Gear Pvt.Ltd.-Sales	23,600	-
131	Rangghar Electrotech -Sales	7,080	2,950
132	Ransal India Pvt Ltd-Sales	48,970	-
133	Rapsri Engineering Products Company Limited -Sales	12,744	-
134	Reco Storage Systems Pvt.Ltd -Sales	24,190	-
135	Repair India Pvt Ltd -Sales	-	2,950
136	Reliable Hub's Engineering India Pvt.Ltd- Sales	2,950	-
137	Renuka Equipment And Engg	-	23,128
138	Ruby Industries- Sales	-	1,39,240
139	S V Power System -Sales	15,340	-
140	S.S.Agro Indusrty's	11,505	-
141	Sacmi Engineering India Pvt Ltd	1,13,575	-
142	Sadhana Enviro Engineering Services-Sales	7,670	-
143	Sagar Fabricators -Sales	5,074	-
144	Sai Durga Industries -Sales	23,600	-
145	Saptarishi Enterprises -Sales	56,640	-
146	Saravanan Control System	-	4,000
147	Satya Lakshmi Engineering -Sales	65,610	-
148	Savi Industries -Sales	-	1,00,001
149	Sba Industries -Sales	-	2,90,000
150	Sew Surface Coating Pvt Ltd-Sales	7,670	14,160
151	Shiv Enterprises -Sales	-	14,986
152	Shivshakti Engineers - Sales	-	9,440
153	Shree Ambika Coile Cutter-Sales	10,620	-
154	Shree Hari Engg	-	-
155	Shree Mahakali Industries-Sale	6,490	-
156	Shree Manek Kitchen Equipments Pvt Ltd	-	-
157	Shree Satnam Enterprise-Sales	-	4,09,180
158	Shreeji Fabricators	-	-
159	Shreeji Infrastructure -Sales	-	-
160	Sir M Vishweshwarayya Heat Treatment & Engineering C	-	9,15,000
161	Sky Tech Engineering =Sales	3,540	35,655


Shawdhooey


Shawdhooey




162	Spark Autometal Comp.Pvt.Ltd,-Sales Pithampur	-	9,794
163	Sree Arvind Enterprises-Sales	6,501	7,080
164	Sri Raja Rajeswarl Enterprise-Sale	9,440	-
165	Srv Conveyors & Filtration Systems-Sale	-	7,080
166	Star Iron & Handicraft -Sales	-	9,440
167	Steellab Engineering & Manufacturing Co.- Sales	5,900	-
168	Surekh Enterprises =Sales	-	3,206
169	Suvire Electric Private Limited -Sales	14,160	-
170	Swastik Enterprise -Sales	-	21,830
171	Swastik Industrial Corporation-Sales	2,832	-
172	T & I Projects Limited, Slaes	14,750	-
173	Tata Projects Limited-Sales	-	3,16,850
174	Tawackal Steel Industries-Sales	5,900	-
175	Tbea Energy (India) Pvt.Ltd.-Sales	-	5,900
176	Teapro Industries - Sale	15,340	5,900
177	Technimont Engineering Pvt.Ltd. -Sales	7,493	-
178	Thakor Exports - Sales	87,000	-
179	Theta Equipments Private Limited	-	472
180	Think Lean Technologies -Sales	7,080	-
181	Trans Electrical -Sales	-	4,800
182	Transcon Power Pvt.Ltd. -Sales	14,160	1,442
183	Udaly Engineers	-	17,228
184	Uma Cooling Industries -Sales	14,456	-
185	Unique Enggnering Ind Llp	21,476	-
186	Varsha Dairy & Food Engineers -Sales1	89,680	-
187	Varsha Kitchen Equipments -Sales	14,750	-
188	Vatsala Metal Sections -Sales	23,600	5,074
189	Venture Steel Pvt Ltd-Sale	-	3,540
190	Vijai Electricals Limited -Sales	-	1,27,530
191	Vikrant Engineering Works -Sales	-	23,010
192	Volta Green Structures Pvt. Ltd.	-	33,600
193	Wheels India Limited - Sale	-	2,70,700
194	Wilson Power & Distribution Technologies Pvt Limited,-	14,160	-
195	Witzenmann India Private Ltd -Sales	-	68,145
196	Yalavarti Engineering Pvt.Ltd.	-	17,700
197	Yash Machine Tools -Sales	-	7,76,224
	TOTAL	1,33,77,166	1,79,96,204


Note J	Trade Recievables (Outstanding for more than six months)	As at 31st March, 2019	As at 31st March, 2018
1	A. S. K. Three Star Steels .-Sales	7,552	-
2	A.G..Engineering -Sales	23,600	-
3	A.M Industries	-	33,533
4	A.M.Industries -Sales	33,533	-
5	Ambattur Tapstia Eng.Consortium Pvt Ltd- Sales	-	1,68,650
6	Ambica Steel Furniture	-	16,592
7	Amer And Amma Motors Middle East Fzc -Sales	67,127	-
8	Ami Machine Tools - Sale	-	92,406
9	Arnav Industries -Sales	37,760	-
10	Ashika Commercial Pvt. Ltd.	3,90,000	3,90,000
11	Associated Hardware Industries	14,293	14,293
12	Asthavinayak Industries-Sale	-	3,48,689
13	Bajaj Feedtech Pvt.Limited	9,086	-
14	Balaji Metal Craft -Sales	1,18,000	-
15	Balarka Fabricon Private Limited -Sales	1,71,246	-
16	Beml Limited -Sales	9,060	-


Page 18
Dharmendra



17	Bhavya Machine Tools	-	10,30,401
18	Bhavya Machine Tools - Sale	5,30,460	-
19	Brilliant Technofab Pvt.Ltd-Sales	15,340	-
20	Burn Standard Company Ltd -Sales	32,384	8,11,201
21	Calefaction Techno Pvt.Ltd	23,602	-
22	Central Engineering Equipments -Sales	16,599	16,599
23	Century Wells Roofing India Pvt.Ltd.-Sales	45,430	-
24	Cg Power And Industrial Solutions Limited-Sales	1,02,618	-
25	Chennai Radha Engineering Works (P) Ltd-Sales	16,200	-
26	Choice Prefab Llp	13,865	-
27	Classic Electricals -Sales	7,080	-
28	Controller Of Stores And Purchases-Sales	11,236	30,736
29	Dark Forest Furniture Co. Pvt Ltd.-Sales	4,720	4,720
30	Delcon Electricals Pvt.Ltd -Sales	32,480	-
31	Dept. Of Atomic Energy Rrcat-Indore	72,674	72,674
32	Dexton Seating Systems & Furniture(I) Pvt.Ltd	21,240	3,540
33	Digital Computer Tech -Sales	20,075	14,175
34	Dynamic Industries -Sales	5,900	5,900
35	Eagle Metalics	-	20,352
36	Eagle Metalics -Sales	20,352	-
37	Easan Electric - Sales	-	3,82,375
38	Electronic Instrumentation & Control	4,26,000	4,26,000
39	Elmex Electricals & Electronics Pvt. Ltd.-Sales	-	3,450
40	Emirates Transformers And Switchgear Llc	-	31,750
41	Essem Industries -Sales	5,900	-
42	Etc Energy Therapy Co. Pvt. Ltd.	-	2,540
43	Etc- Energy Therapy Co.Pvt.Ltd-Sales	5,490	-
44	Excellent Laser -Sales	-	51,638
45	Falsan Industrial Solution & Services Llp-Sales	8,461	-
46	Fourtech Power Systems Pvt.Ltd-Sales	80,240	-
47	G Sons Power -Sales	8,251	8,251
48	H Cube Industries -Sales	4,720	-
49	Hallmark Hospital Furniture	-	4,099
50	Hallmark Hospital Furniture -Sales	15,899	-
51	Harold Industries Pvt.Ltd. -Sales	17,700	-
52	Hightech Industries -Sales	2,950	-
53	Hind Industries -Sales	87,940	-
54	Hindustan Fiber Glass Works	-	100
55	Hindustan Fiber Glass Works(Sale)	5,695	-
56	Hindustan Overseas Industries -Sales	9,651	-
57	Indian Scaffolding & Formwork-Sales	4,480	-
58	Indu Building System Pvt.Ltd -Sales	7,670	-
59	International Industrial Springs	-	9,175
60	Jagdamba Ware House	-	20,000
61	Jayko Fab - Sale	3,10,200	3,10,200
62	Joganiar- Sales	-	1,180
63	K.D. Steel	1,91,027	-
64	K.K.Enterprises-Sales	-	4,253
65	Kailash Vahan Udyog Ltd (Sale)	-	3,98,642
66	Kalpataru Power Transmission Limited. -Sales	83,585	-
67	Kalpataru Power Transmission Ltd	-	83,585
68	Karpagaa Kitchen And Metal Works	-	99,999
69	Kec International Limited -Sales	21,830	-
70	Kesar Road Equipments (I) Pvt Ltd - Sales	25,011	25,011
71	Kevel Enterprise =Sales	18,526	-
72	Kisan Superjet Thressar Pvt Ltd -Sales	7,670	-
73	Kms Coach Builders Pvt Ltd -Sales	-	-






74	Kratos -Sales	531	-
75	Kumaraswamy Industries	-	12,404
76	Laser Cut(I) Technology Pvt.Ltd Sales	17,110	-
77	Lisega India Private Limited -Sales	68,751	68,751
78	Maap Engineering Pvt.Ltd- Sales	-	13,800
79	Macht Exim Llp	-	3,71,250
80	Macht Exim Llp -Sales	1,39,250	-
81	Madan Enterprises -Sales	14,160	-
82	Madhav Capacitors Pvt Ltd -Sales	7,670	-
83	Man Structural Pvt Ltd-Sale	8,650	-
84	Manav Steel	-	1,50,602
85	Manav Steel -Sales	1,50,602	-
86	Mantri Iron Traders - Sale-New	7,080	-
87	Marathwada Auto Compo Pvt.Ltd.-Sale	13,250	15,020
88	Mariana Enterprise	-	11,931
89	Mauli Fabricators-Sale	6,35,623	6,35,623
90	Maxroof Corporation Pvt Ltd - Sale	20,04,060	-
91	Mechtech Industries-Sales	-	7,080
92	Medicraft Technologies	4,000	-
93	Metacraft Engineers	-	5,70,000
94	Metacraft Engineers-Sale	5,70,000	-
95	Metaltech Engineering	15,613	15,613
96	Metco Roof Pvt.Ltd.-Sale	1,46,500	-
97	Metco Roof Pvt. Ltd.	-	11,500
98	N K Power (Transformers Manufactures Unit) - Sale	7,080	-
99	Namkala Solutions	-	2,75,000
100	Naren Agro Implements(Sale)	4,720	-
101	National Enterprises- Jodhpur	-	4,012
102	Natraj Motor Body Builders -Sales	3,50,000	-
103	Nav Engineering And Fabricators-Sale	93,481	81,091
104	Navarang Engineering Works-Sales	25,370	-
105	Neha Electricals - Sale	3,894	-
106	Nikhitha Build Tech Pvt Ltd	-	5,174
107	Nirmitee Electricals -Sales	60,820	-
108	Nirmiti Electricals	-	3,000
109	Nn Control-Sale	23,258	9,393
110	North East Electrical Industries -Sales	944	-
111	Nova Caab Industries	3,540	3,540
112	Nova Engineering -- Sales	9,912	-
113	Nu Track Industries - Sales	3,81,770	1,770
114	Om Energy Saving Systems Pvt Ltd-Sales	9,00,000	-
115	Om Sai Engineers	-	27,048
116	Om Sai Engineers -Sales	27,048	-
117	Padmapat Engineers Pvt.Ltd -Sales	709	-
118	Paras Steel Furniture-Sales	944	-
119	Patel Engineers- Sales (Vapi)	9,28,980	-
120	Patel Screen Industries -Sales	2,360	-
121	Patidar Agro -Sales	99,809	96,859
122	Perfect Control Panels Pvt.Ltd -Sales	31,860	-
123	Pioneer Fabreels -Sales	13,502	-
124	Pooja Steel Works -Sales	-	3,176
125	Pragati Electricals Pvt.Ltd -Sales	-	7,670
126	Pratham Aircon -Sales	7,080	-
127	Pravin Electricals Pvt. Ltd.	20,610	20,610
128	Preeti Fabricators	-	16,294
129	Preeti Fabricators-Sales	29,274	-
130	Press Metal Industries -Sales	7,640	-

Chandhary


Shan



131	Progressive Slotted Angles	-	11,431
132	Pruthvi Agro Industries -Sales	9,972	-
133	Purovent System Engineers Pvt Ltd.-Sales	7,080	-
134	R.G.Engineers-Sale	12,390	-
135	Radd Industries - Sales	7,080	-
136	Radhey Narayan Industries Pvt Ltd	-	1,799
137	Radhey Narayan Industries Pvt Ltd-Sales	8,889	-
138	Radhika Industries-Sale	-	18,000
139	Ragwanand Engg	-	33,160
140	Ragwanand Engineering -Sales	71,038	-
141	Raj Engineering -Surat	15,576	-
142	Raj Process Equip. & Sys. P Ltd-Sale	-	7,654
143	Rajasthan Powergen Transformer Pvt Ltd	-	7,500
144	Rajasthan Powergen Transformer Pvt. Ltd. -Sales	8,090	-
145	Rajesh Enterprises	-	85,724
146	Rajesh Enterprises -Sales	674	-
147	Rangghar Electrotech -Sales	4,720	-
148	Refair India Pvt Ltd -Sales	2,950	-
149	Reliable Hub's Engineering India Pvt.Ltd- Sales	1,475	-
150	Renuka Equipments & Engg. -Sales	23,128	-
151	Renuka Metal Fabs - Sale	3,50,430	3,50,430
152	Ruby Industries- Sales	15,104	-
153	S K Interiors	-	12,005
154	S M Laser Machine Craft	-	2,87,488
155	S V Power Control	-	10,396
156	S.K.Interiors -Sales	12,005	-
157	S.V.Power Controls -Sales	10,396	-
158	S.V.S. Industries	-	32,097
159	S.V.S. Industries -Sales	32,097	-
160	Saideep Enterprises	44,486	44,486
161	Samerika Industries	-	12,496
162	Samerika Industries -Sales	12,496	-
163	Sankara Industries	-	6,870
164	Sanvijay Infrastructure Pvt Ltd	-	2,40,000
165	Sanvijay Infrastructures Pvt. Ltd-Sales	2,40,000	-
166	Saravanan Control System	-	3,000
167	Satya Lakshmi Engineering -Sales	-	1,58,710
168	SEVEN STAR ENGINEERS FEBRICATOR CONTRACTORS	36,306	-
169	Sew Surface Coating Pvt Ltd-Sales	14,160	-
170	Sew Tech -Sales	27,140	-
171	Shachi Engineering P Ltd-Sale	96,284	96,284
172	Shankar Fab-Sale	-	6,870
173	Shilpa Steel And Power Ltd -Sales	-	22,405
174	Shiv Enterprises -Sales	17,936	-
175	Shivshakti Engineers - Sales	9,440	-
176	Shree Hari Engg	-	1,240
177	Shree Hari Engineering -Sales	1,240	-
178	Shree Pareva Fabritec	-	12,000
179	Shri Samarth Enterprises -Sales	17,410	-
180	Shri Siddharaj Mechanical, Welding Works	4,720	-
181	Shriji Fabricators	14,54,000	14,54,000
182	Shriyaditha - Sale	4,85,464	-
183	Shriyadithya	-	4,85,464
184	Shubh Furniture	-	55,519
185	Shubh Furniture -Sales	-	-
186	Siddhivinayak Engineering-Sale	8,33,885	8,33,885
187	Sir M Vishweshwarayya Heat Treatment & Engineering C	12,26,506	12,26,506


Shandheery


SA



188	Sirhind Body Builders -Sales	1,33,752	1,33,752
189	Sitla Road Equipment-Sale	35,234	35,234
190	Sky Tech Engineering -Sales	16,185	-
191	Smit Enterprise -Sales	41,300	-
192	Southern Railway -Sales	96,876	96,876
193	Spark Autometal Comp.Pvt.Ltd,-Sales Plithampur	9,794	-
194	Speon Engineering - Sales	-	2,25,001
195	Sri Anjaneya Fabricatons- Sales	23,175	23,175
196	Sri Shakthi Coach-Sale	-	20,155
197	Sri Vellangiri Motors-Sale	65,703	65,703
198	Star Iron & Handicraft -Sales	9,440	-
199	Supreme Machines & Equipment-Sale	3,308	6,958
200	Suyog Enterprise -Sales	2,360	-
201	Swastik Engineering Works-Sales	-	1,770
202	Swastik Enterprise -Sales	21,830	-
203	Swastik Industrial Corporation	-	9,384
204	Swastik Industrial Corporation-Sales	9,384	-
205	Syncro Industries -Sales	10,631	-
206	Tapovan Auto Industries-Sale	-	24,741
207	Tata Projects Limited-Sales	3,08,000	-
208	Tbea Energy (India) Pvt.Ltd.-Sales	6,096	-
209	Tetra Engineers P Ltd-Sale	-	16,045
210	Theta Equipments Private Limited	17,641	17,169
211	Think Lean Technologies -Sales	2,44,851	25,386
212	Thrayee Interiors	-	1,20,002
213	Trans Electrical -Sales	4,800	-
214	Trans-Mech Systems - Sales	13,870	13,870
215	Tsv Enterprises -Sales	7,670	-
216	Udly Engineers	17,228	-
217	V.K.Fabricators -Sales	5,900	5,900
218	Vanodiya Fabricators	-	1,68,131
219	Vapcon Manufacturing Engg.	-	5,750
220	Vapcon Manufacturing Engineering - Sales	5,750	-
221	Vasant Fabricators Pvt Ltd-Sales	8,260	-
222	Vatsala Metal Sections -Sales	5,074	-
223	Venture Steel Pvt Ltd-Sale	13,771	13,771
224	Venture Steels -Sales	3,310	-
225	Vijay Engineering & Fabricators-Sale	-	22,770
226	Vision Laser Tech	-	4,75,250
227	Vision Laser Tech -Sales	4,75,250	-
228	Volta Green Structures Private Limited Sales	2,07,795	-
229	Volta Green Structures Pvt. Ltd.	-	57,375
230	Wheels India Ltd.(Heavy Engg.Division)	20,669	20,669
231	Wilson Power & Distribution Technologies Pvt Limited,-	24,659	-
232	Wilson Power And Distribution Tech Pvt Ltd	-	24,659
233	Yash Machine Tools -Sales	4,77,684	-
	TOTAL	1,75,70,594	1,45,21,836

Note K	Balance with banks	As at 31st March, 2019	As at 31st March, 2018
1	ICICI Bank - JHM 28282	3,298	3,298
2	Kotak Bank Current A/c EMMIPL	17,53,078	7,39,552
3	PNB CC 100747 EME	9,581	9,128
4	PNB Current A/c	23,70,324	1,70,133
5	PNB Current A/c EME 211001	8,158	8,512
6	PNB Current A/c JHM 211612	44,095	44,213






7	PNB Share Application A/C	738	-
8	PNB NRI Account	6,36,038	2,59,493
	Total	58,25,310	12,34,328

Note L	Margin Money (Bank guarantee)	As at 31st March, 2019	As at 31st March, 2018
1	Ambattur Tapstia Engg.	-	3,54,777
2	Assistance Commissioner Central Tax Division	-	3,00,000
3	BEML Ltd	3,95,300	-
4	Chandra Electrical & Electronics	-	59,020
5	Chennai Radha Eng Work Pvt Ltd	22,43,825	5,84,938
6	Claim A/c(Chandra Ele.)	2,95,000	-
7	Deccan Mechanical And Che. India Pvt. Ltd.	10,91,551	-
8	EAP Electro Project Pvt Ltd	51,448	-
9	Flint Group India Pvt. Ltd.	-	15,200
10	High Energy Material Research Laboratory- Pune	1,82,000	1,82,000
11	IDMC Ltd	1,11,000	-
12	Jakson & Co	-	45,000
13	JSW Steel Ltd.	-	90,000
14	Karnataka State Road Transport Corp.	30,679	30,679
15	Morganite Crucible	1,12,500	-
16	Pennar Industries Ltd	-	40,125
17	Ross Process Equipment	-	39,000
18	Shreno Limited	3,40,000	-
19	Southern Railway	2,45,000	2,45,000
20	Tata Project Ltd	2,20,000	4,79,600
21	The President of India (The General Manager)	2,49,200	-
22	Wheels India Ltd	-	8,12,100
23	Punjab National Bank (Bank Guarantee - Margin Money)	10,52,500	11,46,405
	Total	66,20,003	44,23,844

Note M	Advances to suppliers	As at 31st March, 2019	As at 31st March, 2018
1	A G Engineering - Adv(Pur)	17,00,000	17,00,000
2	Aakar Exhibition Pvt Ltd -Adv Exhi	50,000	-
3	Active Enginées - Adv Pur Sanand	4,31,447	-
4	Adk Engineering & Solutions - Adv Pur Sanand	2,30,000	-
5	Agew Steel Manufacturers Pvt Ltd-Adv Pur Sanand	22,750	-
6	Aiema - Acmeé - Adv (Exhibition)	-	2,07,235
7	Balaji Engineering Pvt. Ltd. -Adv	6,372	-
8	Balaji Infra Ray Private Limited-Adv(Pur)	-	4,00,000
9	Bhavani Steel Furniture Ind-Adv Pur Sanand	1,45,000	-
10	Bhavna Engineers - Adv(Pur)	20,00,000	10,00,000
11	Codissia Intec Technology Centre-Adv(Exhi)	25,000	-
12	Delem - Netherlands-Adv.Pur	18,78,164	-
13	Electropneumatics & Hydraulics (India) Pvt Ltd-Adv	2,10,994	72,44,167
14	Essar Steel India Ltd-Adv Pur	8,31,559	-
15	Gandhi Uniform - Adv(Pur)	-	53,220
16	Grippon Infrastructures-Adv Pur Sanand	1,80,894	-
17	Heidenhain Optics & Electronics (I) Pvt. Ltd.-Adv P	61,832	-
18	Hiren Trivedi - Conslutant Sanand-Adv	7,000	-
19	Indiamart Intermesh Ltd-Adv Pur	23,000	-
20	Inter Ads-Brooks Exhibitions (India)Pvt.Ltd-Adv(Exh	1,20,000	-
21	J P Maintenance Works - Adv(Pur)	1,50,000	2,59,000

Chandrasekar

DP




22	Jining Keli Photoelectric Industrial Co Ltd -Adv	2,077	-
23	K And D Communication Limited-Exhi(Adv)	50,000	-
24	K R Industries -Adv(Pur)	44,52,207	28,02,207
25	Kmg Business Technology -Exhi(Adv)	-	25,000
26	Loan Shree Nagneshwari Engg.Works	33,914	33,914
27	Maanshan Golin Press Brake,China-Adv.	1,92,509	16,64,510
28	Machino Impexo	3,00,000	3,00,000
29	Namkala Solutions-I Adv.Pur	34,680	34,680
30	National Shot Blasting Equipment Company-Adv Pur	1,90,000	-
31	Onkar Om Dan -Adv(Pur)	10,000	10,000
32	R K Sindhi - Adv (Pur)	-	1,10,000
33	Shanti Technology-Adv (Pur)	-	1,15,000
34	Siddhi Construction - Adv(Pur)	17,92,153	-
35	Skp Transformers -Adv Pur Sanand	3,18,750	-
36	Tci Express Limited - Adv	2,190	-
37	The National Small Industries Corp.Ltd-Adv Pur	3,62,042	-
38	Time And Space Logistics-Adv	2,272	-
39	Tirumala Enterprises-Adv(Pur)	9,00,000	9,00,000
40	V Trans (India) Ltd- Adv	3,227	-
41	Vinayak Steel Syndicate -Adv Pur Sanand	1,263	-
42	Vishwakarma Associates-Adv Exhi	51,000	-
43	Western Power Projects-Adv Pur Sanand	3,97,259	-
	Total	1,83,49,755	1,68,49,933

Note N	Advance recievable in cash or kind	As at 31st March, 2019	As at 31st March, 2018
	Advance for expenses		
1	Ajal Verma	5,11,924	2,19,555
2	Ajay Darbar	28,030	24,000
3	Anandbhai	-	28,252
4	Arvind sinh	12,52,733	5,95,587
5	Ashok Yadav	-	5,139
6	Ashokbhai kalu	-	18,500
7	Darshan Chaudhary	7,48,234	-
8	Dineshbhai	-	8,423
9	E. Ayyam Perumal	2,85,016	3,64,664
10	Francis Parmar	77,791	-
11	Ganesh	2,47,537	1,11,747
12	Gopalsinh Parmar	2,48,214	6,835
13	Harshad Dalwadi	-	7,500
14	Jitendra Sinh	6,92,684	4,56,361
15	Khyati - Unit 1	-	2,000
16	Kirit Parmar	2,39,958	1,20,052
17	Krunal N Panchal	84,522	-
18	Mahendra Gohel	1,31,211	1,67,211
19	Mahendra Prajapati	-	3,171
20	Mohmad Khizar	51,096	-
21	Moses D. Cornel	2,40,559	78,910
22	Mukesh D. Rajput	11,10,196	4,08,700
23	Murlibhai	53,077	5,000
24	Naveenkumar	73,719	1,63,694
25	Niharika Ben	2,00,000	2,00,000
26	Niteshwala	6,133	-
27	NS Pothiraj	47,800	-
28	P.Arunkumar	29,100	-

Chaudhary

Sham




29	Pandari Maruti	65,430	-
30	Pragnesh Prajapati	3,04,164	1,15,803
31	Rajesh Panchal	2,95,604	2,28,484
32	Rajesh Vasra	-	7,000
33	Ronak Chaudhary	-	10,000
34	Sachin Patel	49,099	-
35	Sanjay Zala	-	2,679
36	Satishbhai	36,287	-
37	Shrikant Verma	10,000	-
38	Snehalbhai	63,109	-
39	Sumit Maheriya	-	3,500
40	Tushar Maheriya	-	5,945
41	Upma Panchal	40,000	-
42	Urvesh A Thakor	1,80,364	-
43	Vijay Pandey	3,24,510	19,555
44	Vipul Purohit	-	2,003
45	Yogesh Malvi	1,27,624	-
	Sub Total	81,52,226	35,69,304
	Other Loan		
1	E. P. Desai	6,86,000	6,44,000
2	R.K Sindhi Painter	-	50,000
3	Staff Loan A/c	69,25,960	24,73,654
4	Staff- On A/c	7,36,165	5,18,720
	Sub Total	83,48,125	36,86,374
	Total	1,65,00,351	72,55,678

Note O	Balance with government authorities	As at 31st March, 2019	As at 31st March, 2018
1	Penalty for IGST	4,74,459	-
2	TCS receivable	-	14,059
3	TDS on interest income	1,27,113	71,251
4	TDS on Labour Sales	3,459	9,694
5	Advance Payment of Tax for AY 2018-19	-	32,00,000
6	Advance Payment of Tax for AY 2019-20	17,50,000	-
7	VAT c/f 2011-12	74,685	74,685
8	VAT c/f 2014-15	3,60,852	3,60,852
9	VAT c/f 2015-16	9,76,844	9,76,844
10	IT Assessment Scrutiny of AY 2012-13	8,38,674	8,38,674
11	Excise Duty Receivable	-	4,46,785
12	Custom Receivable	-	1,09,833
	Total	46,06,086	61,02,676
Note P	Purchase	For the year ended 31 March, 2019	For the year ended 31 March, 2018
1	Domestic Purchase-GST	26,10,09,914	20,97,09,711
2	Domestic Purchase-vat	-	28,30,388
3	Import Purchase	3,62,46,416	3,11,45,858
4	Input CST 2% on Purchase	-	1,66,58,598
5	Inter state Purchase-GST	6,41,09,241	2,71,10,104
6	Other Purchase	1,03,932	1,52,541
	Total	36,14,69,504	28,76,07,199

Shandhary

Shan




Note Q	Insurance Expense	For the year ended 31 March, 2019	For the year ended 31 March, 2018
1	Key Man Insurance	3,92,500	-
2	Insurance Expense on Export LC	-	10,000
3	Machinery insurance	3,20,001	2,20,755
	Total	7,12,501	2,30,755

Note R	Travelling Expense	For the year ended 31 March, 2019	For the year ended 31 March, 2018
1	Travelling Exp food	19,918	16,344
2	Travelling for exhibition	7,43,700	6,52,975
3	Travelling for marketing	13,42,210	19,40,234
4	Travelling for servicing	38,02,273	28,37,330
	Total	59,08,101	54,46,883

Note S	Current Maturities of Long term debt	For the year ended 31 March, 2019
1	Capital First (Dolphine)	2,85,470
2	Loan Car BMW - SSK	3,78,382
3	State Bank of India - 122	3,74,838
4	Loan HDB Financial Service (Bolero Max)	1,47,501
5	Loan from YES Bank -	4,96,847
6	Kotak Mahindra Prime Ltd - Cf 16320987	9,55,700
7	Kotak Mahindra Prime Ltd - Cf 16322594	5,55,657
8	Kotak Mahindra Prime Ltd - Cf 16322604	1,51,181
9	Kotak Mahindra Prime Ltd - Cf 16322632	5,60,406
10	Kotak Mahindra Prime Ltd - Cf 16323790	2,92,791
11	Kotak Mahindra Prime Ltd - Cf 16324038	3,83,701
12	Kotak Mahindra Prime Ltd - Cf 16324316	1,30,585
13	Kotak Mahindra Prime Ltd - Cf 16324464	1,73,387
14	Kotak Mahindra Prime Ltd - Cf 16324610	1,73,387
15	Kotak Mahindra Prime Ltd - Cf 16324691	4,64,584
16	Term Loan from PNB	1,65,00,000
	TOTAL	2,20,24,417

For KMK & Associates LLP
Chartered Accountants
FRN: 128692W/W100290


CA Dhruvin D. Kothari
Partner
Mem No.: 128100



Date: 10th August, 2019

FOR AND ON BEHALF OF BOARD OF DIRE
ENERGY-MISSION MACHINERIES (INDIA)


Satish K. Parmar
Director
DIN: 03297705


Dinesh S. Chaudhar
Director
DIN: 03297711

ENERGY MISSION MACHINERIES (INDIA) PVT LTD
87/1 OPP. PUSHPAK INDUSTRIES ESTATE, PHASE-I, GIDC, VATVA,
AHMEDABAD, GUJARAT – 382445
CIN: U29100GJ2011PTC063696

Notes forming part of the Financial Statements

27. Corporate Information:

Energy-Mission Machineries (India) Pvt. Ltd. Company in which public are not substantially interested and engaged in the business of Manufacturing of Hydraulic Shearing machine, NC Hydraulic Shearing machine, Hydraulic Press-brake, NC Hydraulic Press-brake, CNC Syncro Hydraulic Press-brake, Iron worker 'Sigma', Deep drawing press, General purpose Hydraulic presses and special purpose machines. The company's registered office is in Ahmedabad.

28. Significant Accounting Policies:

(i) Basis of Preparation of Financial Statements:

These financial statements have been prepared in accordance with the generally Accepted Accounting Principles in India under the historical cost convention on accrual basis. These financial statements have been prepared to comply in all material aspects with the accounting standards notified under section 133 and Companies (Accounts) Rules, 2014 and other relevant provisions of the Companies Act, 2013.

(ii) Use of Estimates:


The Preparation and Presentation of Financial Statements requires estimates and assumptions to be made that affect the reported amount of assets and liabilities and disclosures relating to the contingent liabilities as at the date of the Financial Statements and reported amounts of Revenues and expenses during the reporting period. Difference between the actual results and estimates is recognised in the period in which the results are know/materialised.


(iii) Fixed Assets:

Fixed Assets are stated at cost, less accumulated depreciation/amortisation. Costs include all expenses incurred to bring the assets to its present location and condition.

(iv) Depreciation/ Amortisation:

In current year, Depreciation on fixed assets is provided to the extent of depreciable amount on written down value method (WDV) at the rates and in the manner prescribed in Schedule II to the Companies Act, 2013 over their useful life.





ENERGY MISSION MACHINERIES (INDIA) PVT LTD
87/1 OPP. PUSHPAK INDUSTRIES ESTATE, PHASE-I, GIDC, VATVA,
AHMEDABAD, GUJARAT – 382445
CIN: U29100GJ2011PTC063696

(v) Foreign Currency Transactions:

- a. All transactions in foreign currency are recorded at the rates of exchange prevailing on the dates when the relevant transactions take place.
- b. Monetary items in the form of Loans, Current Assets and Current Liabilities in foreign currency, outstanding at the close of the year, are converted in Indian currency at the appropriate rates of exchange prevailing on the date of the Balance Sheet. Resultant gain or loss is accounted during the year.

During the year Company has dealt in foreign exchange as under:-

Particulars		Foreign Currency	Indian Currency
(i)	<u>Purchases (Goods)</u>		
	Purchases in US \$	4,45,872	3,18,91,725
	Purchases in Euros	52,320	43,60,817
(ii)	<u>Sales (Goods)</u>		
	Sales in US \$	40,036	27,77,256

(vii) Inventories:

a. Finished Goods:

At lower of manufacturing cost or Net realisable value.

b. Raw Materials:

At cost including transportation cost and levies. Imported raw materials are valued at cost including expenditure incurred to bring the raw materials to plant.

c. Work in Progress:

Stores are values at cost as verified by management on closing date.

(Signature)

(Signature)



ENERGY MISSION MACHINERIES (INDIA) PVT LTD
87/1 OPP. PUSHPAK INDUSTRIES ESTATE, PHASE-I, GIDC, VATVA,
AHMEDABAD, GUJARAT – 382445
CIN: U29100GJ2011PTC063696

(viii) Revenue Recognition:

a. Operating Income

Revenue is recognised only when it can be reliably measured and it is reasonable to expect ultimate collection. Turnover includes sale of goods, sales tax, excise duty, adjustments for discounts (net), Value Added Tax (VAT).

b. Interest Income

Revenue is recognized on a time proportion basis taking into account the amount of deposit and a rate applicable.

(ix) Borrowing Costs:

Borrowing costs that are attributable to the acquisition or construction of qualifying assets are capitalised as part of the cost of such assets. All other borrowing costs are charged to Profit & Loss account.

(x) Provision for Current & Deferred Tax:

Provision for current tax is made after taking into consideration benefits admissible under the provisions of the Income Tax Act, 1961. Deferred tax resulting from timing difference between taxable and accounting income is accounted for using the tax rates and laws that are enacted or substantively enacted as on the balance sheet date. Deferred tax asset is recognised and carried forward only to the extent that there is a virtual certainty that the asset will be realised in future.

Particulars	Amount (Current Year)	Amount (Previous Year)
Opening Balance of DTA/(DTL)	3,92,086	(83,067)
Add/Less: DTA/(DTL)	(6,17,165)	4,75,153
Closing Balance of DTA/(DTL)	(2,25,079)	3,92,086

(xi) Provisions:

Provisions involving substantial degree of estimation in measurement are recognised when there is a present obligation as a result of past events and it is probable that there will be an outflow of resources.

(Signature)

(Signature)



ENERGY MISSION MACHINERIES (INDIA) PVT LTD
87/1 OPP. PUSHPAK INDUSTRIES ESTATE, PHASE-I, GIDC, VATVA,
AHMEDABAD, GUJARAT – 382445
CIN: U29100GJ2011PTC063696

Nature of provision	Amount outstanding at the beginning of the year	Additions during the year	Deduction during the year	Amount outstanding at the end of year	Amount of any expected reimbursement
Provision for Audit Fees	1,00,000/-	1,00,000/-	1,00,000/-	1,00,000/-	N.A.
Provision for Expense	1,99,650/-	1,88,629/-	1,99,650/-	1,88,629/-	N.A.

30. Auditor's Remuneration:

Particulars	Amount (Rs.) FY 2018-19	Amount (Rs.) FY 2017-18
a) Audit fees	70,000	70,000
b) Tax Audit fees	30,000	30,000
c) Taxation matters	0	0
TOTAL	1,00,000	1,00,000

31. Earnings per share:

Particulars	Amount (Rs.) FY 2018-19	Amount (Rs.) FY 2017-18
Profit for the year	1,70,85,842	129,68,549
(less): Preference share dividend (Including dividend tax)	-	-
Amount attributable for equity share holders	1,70,85,842	129,68,549
Numbers of equity shares/Weighted average number of shares	27,815	17,500
Earnings per share (basic) (Rs.)	614	741

32. Subsidy: No subsidy has been received


33. Preliminary expense:

There were no Preliminary Expenses to be written off in the Company this year.

34. AS 17 Segment Reporting:

The company do not have more than one business/geographical segment, so segment wise reporting as per accounting standard 17 is not applicable to the company.

(Signature)



ENERGY MISSION MACHINERIES (INDIA) PVT LTD
87/1 OPP. PUSHPAK INDUSTRIES ESTATE, PHASE-I, GIDC, VATVA,
AHMEDABAD, GUJARAT – 382445
CIN: U29100GJ2011PTC063696

35. Related Party Disclosures:

As per Accounting Standard 18, the disclosures of transactions with the related parties are given below:

- (i) List of related parties where control exists and related parties with whom transactions have taken place and relationships:


Sr. No.	Name of Related Parties	Relation
1	SATISHKUMAR KANJIBHAI PARMAR	Director
2	DINESHKUMAR SHANKARLAL CHAUDHARY	Director
3	SNEHAL NARENDRA MEHTA	Director
4	SANJAY SHANTUKUMAR KHANKAR	Director
5	ASHOKKUMAR RAMJIBHAI PANCHAL	Director
6	SUMANBEN MEHTA	Relative of Director
7	AMISHABEN PARMAR	Relative of Director
8	JAYSHREE BEN KHANKAR	Relative of Director
9	JIGNABEN CHAUDHARY	Relative of Director

- (ii) Transaction with related parties

Name of Related Party	Nature of Transaction	Amount Rs.
SATISHKUMAR KANJIBHAI PARMAR	Unsecured Loan Accepted	74,75,000/-
SATISHKUMAR KANJIBHAI PARMAR	Unsecured Loan Repaid	76,90,803/-
SATISHKUMAR KANJIBHAI PARMAR	Remuneration/Salary	22,50,000/-
SATISHKUMAR KANJIBHAI PARMAR	Factory Rent	9,60,000/-
DINESHKUMAR SHANKARLAL CHAUDHARY	Unsecured Loan Accepted	41,10,000/-
DINESHKUMAR SHANKARLAL CHAUDHARY	Unsecured Loan Repaid	41,28,343/-
DINESHKUMAR SHANKARLAL CHAUDHARY	Remuneration/Salary	22,50,000/-
SNEHAL NARENDRA MEHTA	Unsecured Loan Accepted	33,05,000/-
SNEHAL NARENDRA MEHTA	Unsecured Loan Repaid	31,12,744/-
SNEHAL NARENDRA MEHTA	Remuneration/Salary	22,50,000/-
SANJAY SHANTUKUMAR KHANKAR	Unsecured Loan Accepted	33,85,000/-
SANJAY SHANTUKUMAR KHANKAR	Unsecured Loan Repaid	27,90,387/-
SANJAY SHANTUKUMAR KHANKAR	Remuneration/Salary	22,50,000/-
SANJAY SHANTUKUMAR KHANKAR	Factory Rent	6,00,000/-
ASHOKKUMAR RAMJIBHAI PANCHAL	Unsecured Loan Accepted	42,24,520/-
ASHOKKUMAR RAMJIBHAI PANCHAL	Unsecured Loan Repaid	51,73,668/-
ASHOKKUMAR RAMJIBHAI PANCHAL	Remuneration/Salary	22,50,000/-
SUMANBEN MEHTA	Remuneration/Salary	4,20,000/-
AMISHABEN PARMAR	Remuneration/Salary	4,20,000/-
JAYSHREE BEN PANCHAL	Remuneration/Salary	4,20,000/-
JIGNABEN CHAUDHARY	Remuneration/Salary	4,20,000/-

Chaudhary

gpc




ENERGY MISSION MACHINERIES (INDIA) PVT LTD
87/1 OPP. PUSHPAK INDUSTRIES ESTATE, PHASE-I, GIDC, VATVA,
AHMEDABAD, GUJARAT – 382445
CIN: U29100GJ2011PTC063696

36. Previous year's figures:

The previous year's figures have been reworked, regrouped, rearranged and reclassified wherever necessary. Amounts and other disclosures for the preceding year are included as an integral part of the current year financial statements and are to be read in relation to the amounts and other disclosures relating to the current year.

For KMK & Associates LLP
Chartered Accountants
FARN: 128692W/W100290




CA Dhruvin D. Kothari
Partner
Mem No.: 128100

FOR AND ON BEHALF OF BOARD OF DIRECTORS
ENERGY-MISSION MACHINERIES (INDIA) PVT LTD



Satish K. Parmar
Director
DIN: 03297705



Dinesh S. Chaudhary
Director
DIN: 03297711

Place: Ahmedabad
Date: 10th August, 2019